Implementing, Managing, and Maintaining a Microsoft Windows Server 2003 Network Infrastructure

Number: 070-291
Passing Score: 800
Time Limit: 120 min
File Version: 11.0

Downloaded from www.examcollection.com

Important Note, Please Read Carefully

Study Tips
This product will provide you questions and answers along with detailed explanations carefully compiled and written by our experts. Try to understand the concepts behind the questions instead of cramming the questions. Go through the entire document at least twice so that you make sure that you are not missing anything.

Further Material
For this test TestKing plans to provide:
* Online Testing. Check out an Online Testing Demo at http://www.testking.com/index.cfm?pageid=724
* Study Guide (Concepts and Labs)

Latest Version
We are constantly reviewing our products. New material is added and old material is revised. Free updates are available for 90 days after the purchase. You should check your member zone at TestKing an update 3-4 days before the scheduled exam date.

Here is the procedure to get the latest version:

1. Go to www.testking.com
2. Click on **Member zone/Log in**
3. The latest versions of all purchased products are downloadable from here. Just click the links.

Feedback
Feedback on specific questions should be send to feedback@testking.com. You should state: Exam number and version, question number, and login ID.

Our experts will answer your mail promptly.

Printed with **Visual CertExam Suite**
www.visualcertexam.com

Exam A

QUESTION 1
You are the network administrator for TestKing.com.

A server named TestKingSrvA functions as an intranet Web server for the human resources (HR) department. A server named TestKingSrvB is a Microsoft Exchange 2000 Server mail server. The network configuration is shown in the exhibit.

TestKingSrvA contains confidential documents that must be accessed daily by users on only the 10.9.8.0 subnet.

All users must be able to connect to TestKingSrvB.

You want to configure the TCP/IP properties of TestKingSrvA to prevent any computer in the 10.9.7.0 subnet from establishing a session with TestKingSrvA.

What should you do?

Exhibit:

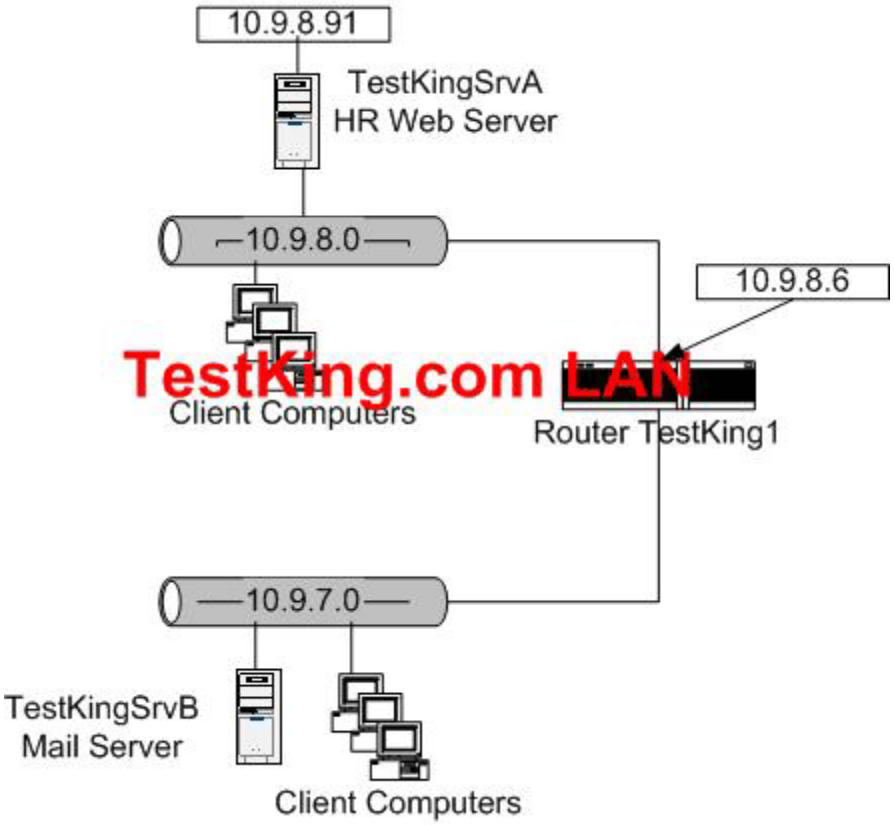

A. Configure TestKingSrvA port filtering to block TCP port 80.
B. Use Internet Connection Firewall (ICF) with no services selected.
C. Configure TestKingSrvA with a default gateway address of 10.9.8.6.
D. Configure TestKingSrvA with no default gateway address.

Answer: D
Explanation/Reference:
Explanation: We have a routed subnet here. For clients in the 10.9.7.0 network to communicate with

TestKingSrvA, they must be configured with a default gateway address (the address of the router), which they have. However, to establish a session with TestKingSrvA, TestKingSrvA must also be configured with a default gateway address (the address of the router), so that TestKingSrvA can communicate with the clients in the 10.9.7.0 network. By removing the default gateway from TestKingSrvA, we can disable this communication. TestKingSrvA will still be able to communicate with clients on the 10.9.8.0 network.

Incorrect Answers:
A: Port 80 is used by the web server. We shouldn't block it, otherwise clients in the 10.9.8.0 network will not be able to communicate with the server on the default port.
B: This won't prevent any internal network communications.
C: 10.9.8.6 is the correct default gateway for the server. We need to remove the default gateway setting.

QUESTION 2
You are the network administrator for TestKing. The network consists of a single Active Directory domain testking.com. The domain contains 25 Windows server 2003 computers and 5,000 Windows 2000 Professional computers.

You install and configure Software Update Services (SUS) on a server named TestKingSrv. All client computer accounts are in the Clients organizational unit (OU). You create a Group Policy object (GPO) named SUSupdates and link it to the Clients OU. You configure the SUSupdates GPO so that client computers obtain security updates from TestKingSrv.

Three days later, you examine the Windowsupdate.log file on several client computers and discover that they have downloaded Windows security updates from only windowsupdate.microsoft.com.

You need to configure all client computers to download Windows security updates from TestKingSrv.

What should you do?

A. Open the SUSupdates GPO and configure the **Configure Automatic Update** policy to assign the **Auto download and notify for install** setting for Windows security updates.
B. Open the SUSupdates GPO and configure the **Configure Automatic Update** policy to assign the **Auto download and schedule the install** setting for Windows security updates.
C. Create software distribution policy for the SUSupdates GPO that assigns the package WUAU22.msi to all client computers.
   Restart all client computers.
D. On all client computers, configure the **UseWUServer** registry value to enable Automatic Updates to use TestKingSrv.

Answer: D
Explanation/Reference:
Explanation: The Windows 2000 clients aren't able to use the GPO setting that configures which server they should receive their updates from. You can import a template file to correct this problem, but that isn't listed as an answer. The only answer that will work is to edit the registry of the client computers to configure them to receive their updates from TestKingSrv.

Incorrect Answers:
A: This won't affect which server the clients download the updates from.
B: This won't affect which server the clients download the updates from.
C: WUAU22.msi is the automatic updates client software. The clients in this case already have this installed (it comes as part of Windows 2000 Service Pack 3).

Reference: http://www.jsiinc.com/SUBL/tip5800/rh5809.htm

QUESTION 3
You are the network administrator for TestKing. The network consists of a single Active Directory domain testking.com. The domain contains Windows Server 2003 computers, Windows XP Professional computers, and Windows 2000 Professional computers.

An IPSec policy is assigned to a server named TestKingA. By using the IP Security Monitor console on TestKingA, you verify the IPSec communication connections, and you notice that all computers that have established security associations (SAs) with TestKingA are displayed by their IP addresses.

You want computers that have established SAs with TestKingA to be displayed in IP Security Monitor by a fully qualified domain name (FQDN).

What should you do on TestKingA?

A. In the assigned policy, add a new rule that filters all TCP and UDP traffic on port 53. Configure the filter action to permit unsecured IP packets to pass through.
B. Open the IP Security Monitor console and configure the properties of TestKingA to enable the **Enable DNS name resolution** option.
C. From a command prompt, run the **netsh ipsec static show all** command.
D. From a command prompt, run the **netsh ipsec dynamic show all** command.

Answer: B
Explanation/Reference:
We need to check the Enable DNS Resolution on the Server properties of IPSEC Monitor (the PTR records in DNS will resolve the IP addresses to host names).

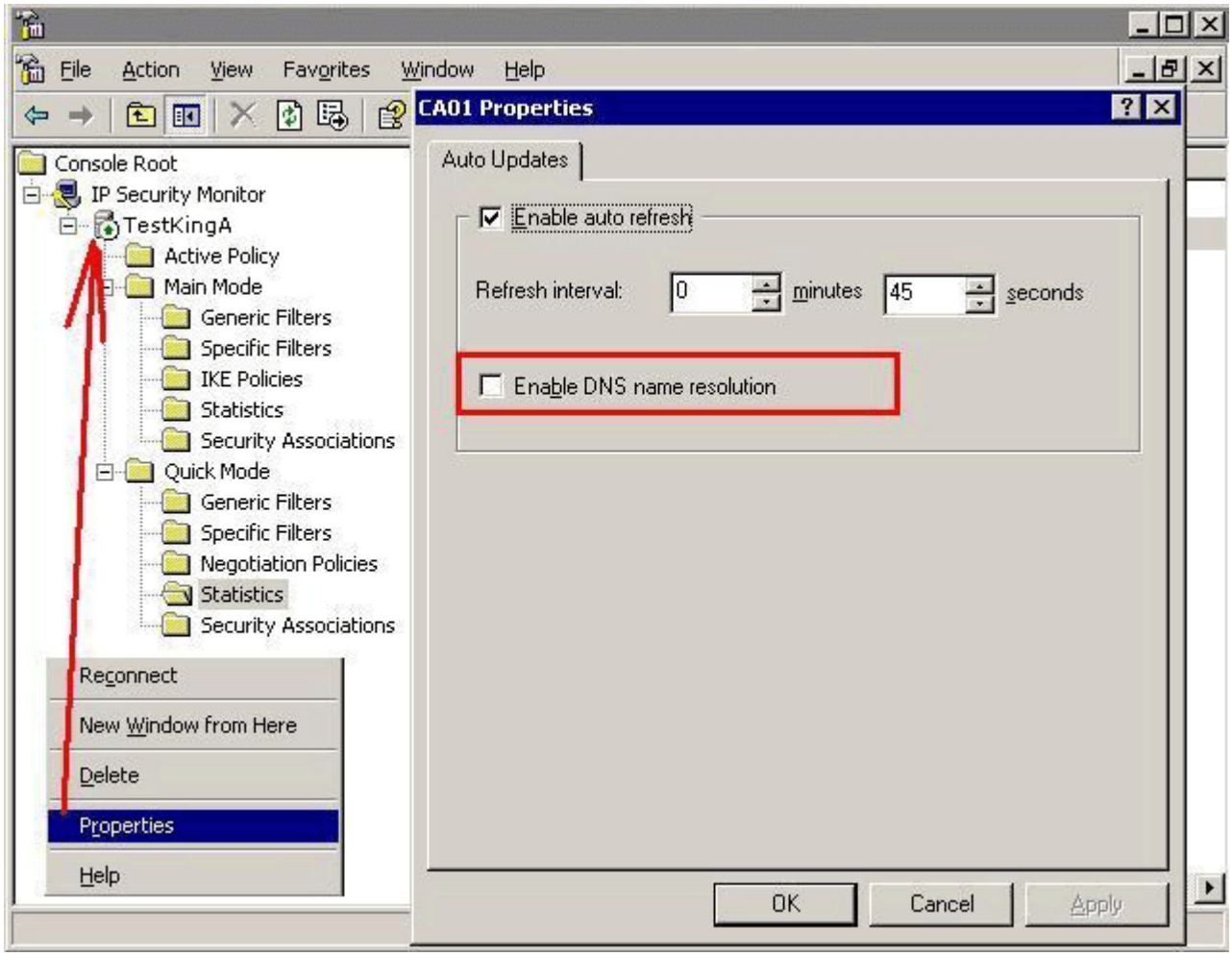

QUESTION 4
You are the network administrator for TestKing. The network consists of a single Active Directory domain testking.com. The domain contains Windows Server 2003 computers and Windows XP Professional computers.

The written company security policy states that the audit policy on all file servers in the domain must have the ability to audit failure events for user access to files and folders. You create a custom security template named fileserver.

You need to configure the fileserver security template to enforce the written security policy of TestKing for all file servers.

Which policy or polices should you modify?

To answer, select the appropriate audit policy or polices in the list of audit polices.

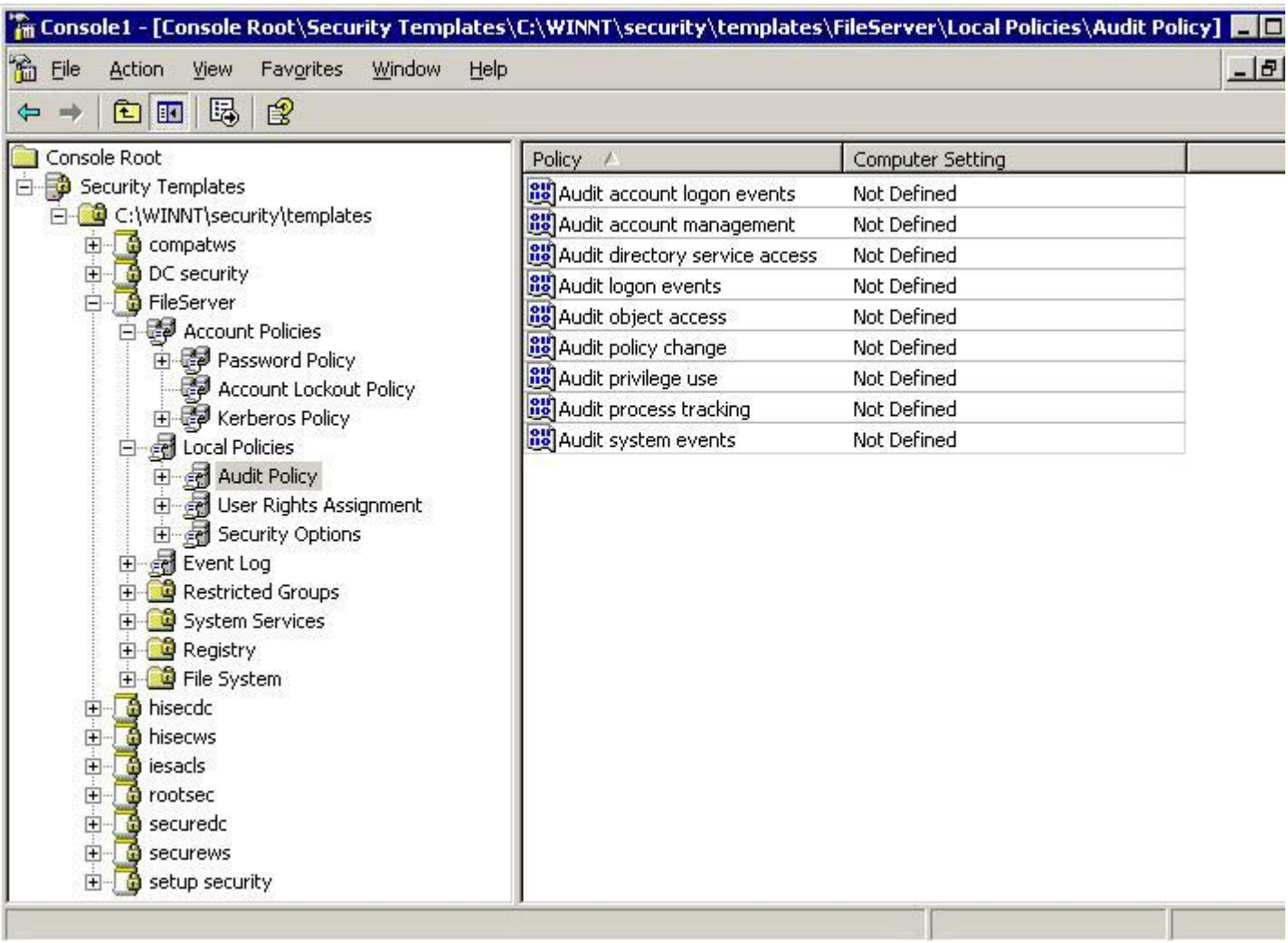
Console1 - [Console Root\Security Templates\C:\WINNT\security\templates\FileServer\Local Policies\Audit Policy]
File Action View Favorites Window Help
Console Root
Security Templates
C:\WINNT\security\templates
compatws
DC security
FileServer
Account Policies
Password Policy
Account Lockout Policy
Kerberos Policy
Local Policies
Audit Policy
User Rights Assignment
Security Options
Event Log
Restricted Groups
System Services
Registry
File System
hisecdc
hisecws
iesacls
rootsec
securedc
securews
setup security
Policy
Computer Setting
Audit account logon events Not Defined
Audit account management Not Defined
Audit directory service access Not Defined
Audit logon events Not Defined
Audit object access Not Defined
Audit policy change Not Defined
Audit privilege use Not Defined
Audit process tracking Not Defined
Audit system events Not Defined

Answer:

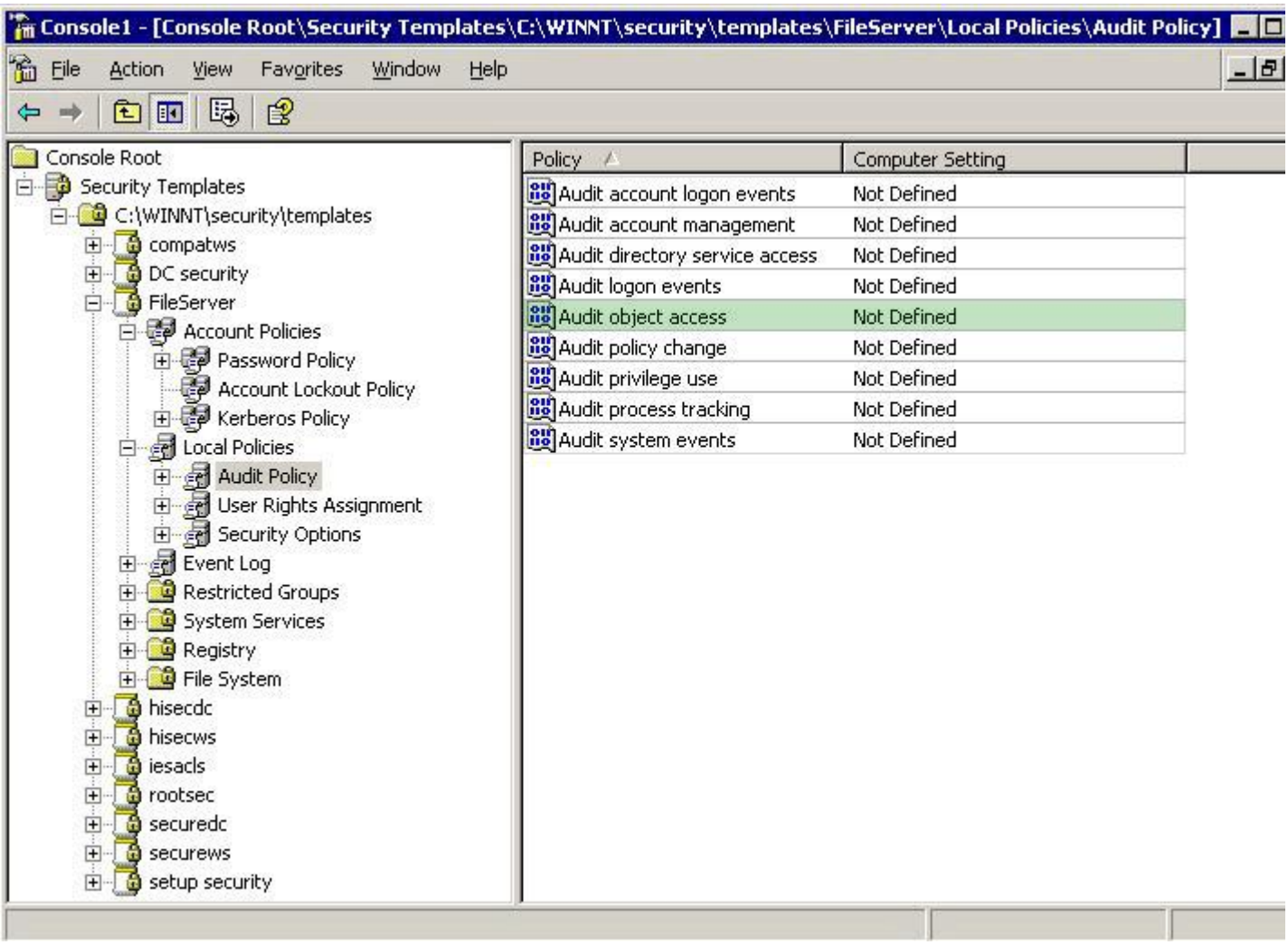

Explanation/Reference:
Audit object access

This security setting determines whether to audit the event of a user accessing an object —for example, a file, folder, registry key, printer, and so forth—that has its own system access control list (SACL) specified.

If you define this policy setting, you can specify whether to audit successes, audit failures, or not audit the event type at all.

Success audits generate an audit entry when a user successfully accesses an object that has an appropriate SACL specified.

Failure audits generate an audit entry when a user unsuccessfully attempts to access an object that has a SACL specified.

To set this value to No auditing,

In the Properties dialog box for this policy setting, select the Define these policy settings check box and clear the Success and Failure check boxes.

Note that you can set a SACL on a file system object using the Security tab in that object's Properties dialog box.

Default: No auditing.

QUESTION 5
You are the network administrator for TestKing. The network consists of a single Active Directory domain named testking.com. The domain contains 10 Windows Server 2003 computers.

The domain controllers are also configured as DNS server. Each DNS server hosts an Active Directoryintegrated forward lookup zone named testking.com. The DNS servers are also configured with a reverse lookup zone named 192.168.1.x Subnet.

The DHCP server is configured with a scope that has the following properties:

• An IP address range from 192.168.1.1 – 192.168.1.254
• A subnet mask of 255.255.255.0
• An exclusion range from 192.168.1.1 – 192.168.1.55
• Scope options that include the assignment of a DNS server and a WINS server.

The existing servers have static IP addresses within the range of 192.168.1.1 – 192.168.1.10.

You assign a static IP address to a new UNIX server named Server1.

You need to create a new host (A) resource record for Server1. In addition, you need to ensure that the DNS servers will respond to reverse lookup queries against the IP address for Server1. You also need to maximize the security and availability of the A record for TestKingSrv13.

What should you do?

To answer, configure the appropriate option or options in the dialog box, and drag the appropriate IP address to the correct location.

Answer:

Explanation/Reference:
192.168.1.0 & 192.168.1.255 are broadcast addresses, and would not be used.
192.168.1.1 - existing servers are 1-10, so this address is already in use.
192.168.1.58 - is already in the scope (remember that 1-55 are excluded, so 56-254 are dynamic and can't be used unless a reservation is set).
192.168.1.25 - is the only usable & available address left!

QUESTION 6
You are the network administrator for TestKing. The network consists of a single Active Directory domain testking.com. All domain controllers have the DNS service installed.

You configure a new UNIX server to act as a secondary DNS server that is authoritative for the DNS zone. You create a host (A) record for the UNIX server in the DNS zone. You configure the DNS zone to allow zone transfers to all servers.

You need to configure the DNS zone to accommodate the new UNIX server.

What should you do?

A. Add a name server (NS) resource record for the UNIX server to the DNS zone.
B. Add the UNIX server to the start of authority (SOA) resource record for the DNS zone.
C. Add a global service locator (SRV) resource record that includes the UNIX server as a host.
D. Add a LDAP service locator (SRV) resource record that includes the UNIX server as a host.

Answer: A
Explanation/Reference:
Explanation: When adding DNS servers to the domain, you must add an NS (Name Server) record to the zone.

NS.

Used to map a DNS domain name as specified in owner to the name of hosts operating DNS servers specified in the **name_server_domain_name** field.
Syntax: `owner ttl IN NS name_server_domain_name.`
Example:
`example.microsoft.com. IN NS nameserver1.example.microsoft.com.`

QUESTION 7

You are the network administrator for TestKing. The network consists of a single Active Directory domain named testking.com.

You configure a new Windows Server 2003 file server named TestKingSrv1. You restore user files from a tape backup, and you create a logon script that maps drive letters to shared files on TestKingSrv1.

Users report that they cannot access TestKingSrv1 through the drive mappings you created. Users also report that TestKingSrv1 does not appear in My Network Places.

You log on to TestKingSrv1 and confirm that the files are present and that the NTFS permissions and share permissions are correct. You cannot access any network resources. You run the ipconfig command and see the following output.

You need to configure the TCP/IP properties on TestKingSrv1 to resolve the problem.

What should you do?

Exhibit:

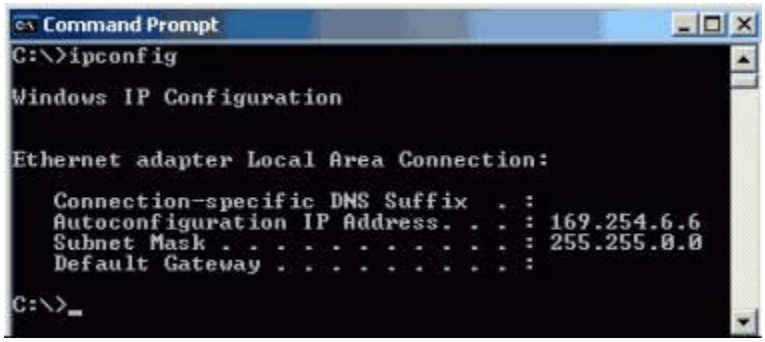

A. Add testking.com to the **DNS suffix for this connection** field.
B. Configure the default gateway.
C. Configure the DNS server address.
D. Configure the DNS server address.

Answer: D
Explanation/Reference:
Explanation: The IP address shown in the exhibit is an APIPA (automatic private IP addressing) address. This means that the server is configured to use DHCP for it's IP configuration but is unable to contact a DHCP server (a likely cause for this is that there isn't a DHCP server on the network).

We can fix the problem by configuring a static IP address in the same IP range as the rest of the network.

Incorrect Answers:
A: A DNS suffix isn't necessary.
B: A default gateway isn't necessary unless this is a routed network.
C: The server not having a DNS server address wouldn't prevent clients connecting to the server.

QUESTION 8
You are the network administrator for TestKing. The network consists of a single Active Directory domain named testking.com. The network contains 100 Windows 2000 Professional computers and three Windows Server 2003 computers. Information about the three servers is shown in the following table.

Name	Operating system	Roles
TestKingSrvA	Windows Server 2003	Domain controller, primary DNS server
TestKingSrvB	Windows Server 2003	Domain controller, WINS server
TestKingSrvC	Windows 2000 Advanced Server	Member server, DHCP server

You add a network interface print device named TestKingPrinter1 to the network. You manually configure the IP address for TestKingPrinter1. TestKingPrinter1 is not currently registered on the DNS server. The relevant portion of the network is shown in the exhibit.

You need to ensure that client computers can connect to TestKingPrinter1 by using its name.

What should you do?

Exhibit:

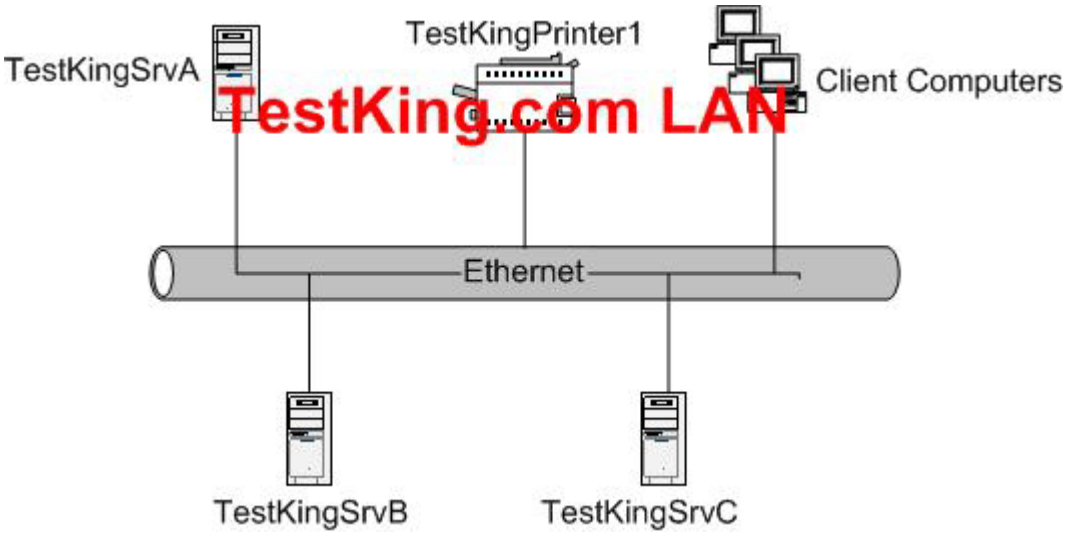

A. On TestKingSrvA, add an alias (CNAME) record that references TestKingPrinter1.
B. In the Hosts file on TestKingSrvC, add a line that references TestKingPrinter1.
C. On TestKingSrvA, add a service locator (SRV) record that reference TestKingPrinter1.
D. On TestKingSrvA, add a host (A) record that references TestKingPrinter1.
E. In the Hosts file on TestKingSrvB, add a line that references TestKingPrinter1.

Answer: D
Explanation/Reference:
Explanation: The clients' printer software needs to know the IP address of the printer. For this, we can simply enter a host (A) record in the DNS zone. An A record maps a hostname to an IP address.

Incorrect Answers:
A: An alias (CNAME) can only point to an A record. We need to create the A record.
B: We should use DNS, not a hosts file.
C: We don't need an SRV record for a printer. SRV records are used for computers providing a service, like a domain controller for example.
E: We should use DNS, not a hosts file.

QUESTION 9
You are the network administrator for Testking. The network consists of a single Active Directory domain

testking.com. All servers run either Windows Server 2003 or Windows 2000 Server. All client computers run either Windows XP Professional, Windows 2000 Professional, or Windows NT Workstation 4.0. All the computers are members of the domain.

All servers have static IP addresses, and all client computers are assigned addresses by a DHCP server that runs Windows Server 2003. The DNS service is installed on three Windows Server 2003 computers that are configured as domain controllers.

Company network management standards state that a DNS domain must be created for each department in the company.

A new department named Market Research has been organized. You need to create a corresponding DNS zone named marketresearch.testking.com.

The network management standards contain the following requirements.

• All computers must be registered in a DNS zone.
• All DNS records must be kept up-to-date at all times, and any changes to the host name or IP address must be updated on the DNS record.
• Only computers that have valid accounts in the domain must be allowed to dynamically register records in the DNS zone.
• To reduce administrative effort, all possible administrative tasks should be automated.

You must configure the marketresearch.testking.com zone to meet these requirements.

Which three actions should you perform? (Each correct answer presents part of the solution. Choose three)

A. Create a standard primary zone named marketresearch.testking.com.
B. Create an Active Directory-integrated zone named marketresearch.testking.com.
C. Configure the **Dynamic updates** settings on the marketresearch.testking.com zone to be **Secure only**.
D. Configure the **Dynamic updates** settings on the marketresearch.testking.com zone to be **Secure and nonsecure**.
E. Configure the **Dynamic updates** setting on the marketresearch.testking.com zone to be **None**.
F. Manually create and update DNS records for all hosts in the marketresearch.testking.com zone.
G. Configure the DHCP server to register client computers that have received IP configuration from the DHCP server in the marketresearch.testking.com zone.

Answer: BCG
Explanation/Reference:
Create an Active Directory-integrated zone named marketresearch.testking.com.
Configure the Dynamic updates settings on the marketresearch.testking.com zone to be Secure only. This will ensure the replication will be automated and the records can be secured.

Configure the DHCP server to register client computers that have received IP configuration from the DHCP server in the marketresearch.testking.com zone.
The DHCP will register the A and PTR records in behalf of the clients.

Incorrect Answers:
A: We need an Active Directory integrated zone for the secure updates.
D: We should not allow non-secure updates.
E: We need to automate the processes. Dynamic updates should be enabled.
F: We need to automate the processes. Dynamic updates should be enabled.

QUESTION 10

You are the network administrator for TestKing. The network consists of a single Active Directory domain named testking.com. A Windows Server 2003 computer named TestKingC functions as the DNS server for the domain.

Wingtip Toys is a division of TestKing. The Wingtip Toys network consists of a single Active Directory domain named wingtiptoys.com. TestKingC is a secondary zone server for wingtiptoys.com.

You are monitoring notification traffic between the two domains. You need to keep a record of when the primary DNS server for wingtiptoys.com informs TestKingC if available changes in the wingtiptoys.com zone.

What should you do?

A. Use the Performance console to create a log of the DNS performance counter Notification Received on TestKingC.
B. Enable debug logging on TestKingC.
   Configure the log to record Notification events.
C. Run the **replmon** command to monitor replication events on TestKingC.
D. Run the **dcdiag** command to check DNS registration on TestKingC.

Answer: B
Explanation/Reference:
To set the debug logging options, you must first select Log packets for debugging.
To get useful debug logging output you need to select a Packet direction, a Transport protocol and at least one more option.
In addition to selecting events for the DNS debug log file, you can specify the file name, location, and maximum file size for the file.

Using debug logging options slows DNS server performance.

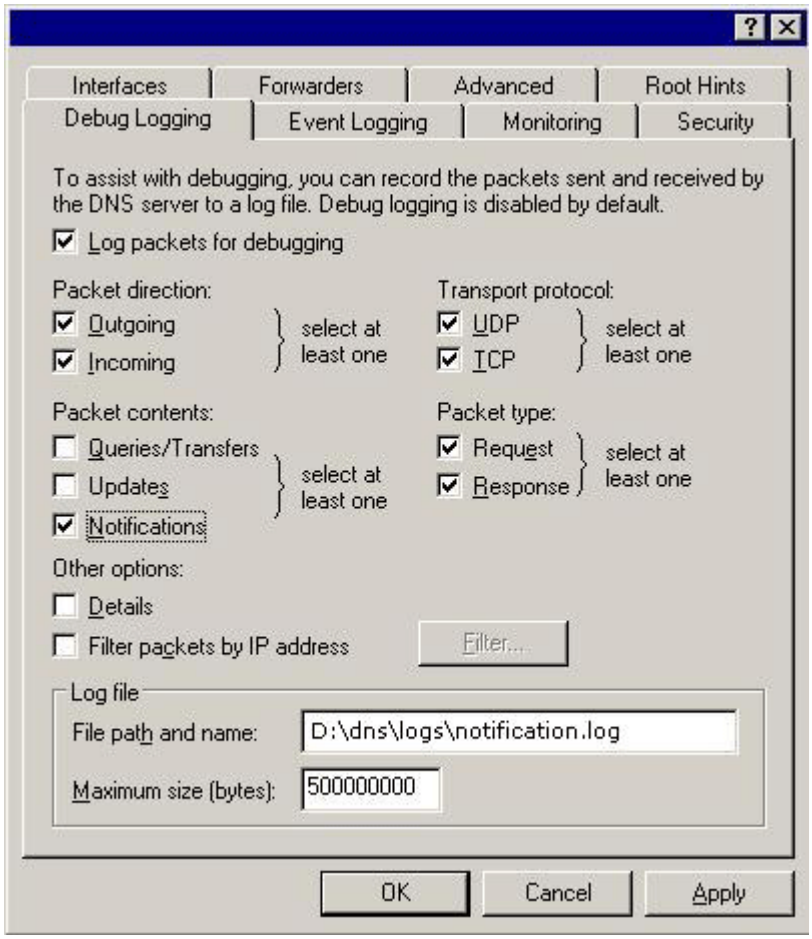

QUESTION 11
You are the network administrator for TestKing. The network consists of a single Active Directory domain testking.com. The domain contains Windows Server 2003 computers and Windows XP Professional computers.

You configure a server named TestKingSrv as a print server. The name of the print queue is \\TestKingSrv \laserprinter. You assign the Everyone group the Allow – Print permissions.

Three days later, you discover that print jobs submitted to \\TestKingSrv\laserprinter are not being printed. You log on to the client computer named Client1. Client1 is configured to use \\TestKingSrv\laserprinter as its default printer. You submit several print jobs, but none of them print and no error message is displayed.

In Printers and Faxes on Client1, you open \\TestKingSrv \laserprinter. You see the following status of the print queue: “laserprinter on TestKingSrv is unable to connect”. You are able to connect to TestKingSrv by running the ping command.

You need to ensure that print jobs submitted to \\TestKingSrv \laserprinter will be printed.

What should you do?

A. Create a shared printer object in Active Directory for \\TestKingSrv \laserprinter.
B. From a command prompt on Client1, run the **Net Print \\TestKingSrv \lasterprinter** command.
C. On Client1, open the Services console and restart the Print Spooler service.

D. On Client1, open the Services console and connect to TestKingSrv .
Restart the Print Spooler service.

Answer: D
Explanation/Reference:
Explanation: If print jobs aren't being printed and no errors are received, then the problem is often a stalled print spooler service. This can be on the client or the server. In this case, different people are having the same problem, so the problem is likely to be with the server. From a client computer, you can connect to the server and restart the spooler service.

Incorrect Answers:
A: The printer is already shared. Creating another share won't help.
B: This command is incomplete. If it were complete, it wouldn't fix the printing problem.
C: Different people are having the same problem, so the problem is likely to be with the server rather than the client.

QUESTION 12
You are the network administrator for TestKing.

A new Windows Server 2003 computer named TestKing6 is located in a small branch office. TestKing6 runs third-party update software and needs to connect to the Internet to download software updates. TestKing6 distributes the updates to Windows XP Professional client computers in the branch office.

You configure TestKing6 so that when you double-click the Internet Explorer icon, a VPN dial-up connection to the main office automatically starts. You want TestKing6 to access the Internet through a Microsoft Internet Security and Acceleration (ISA) Server computer named ISA1 in the main office.

ISA1 uses IP address 131.107.68.92 on the Internet and is also the Routing and Remote Access server to the LAN. The ISA1 LAN interface uses IP address 10.10.0.1. Inbound VPN connections receive 10.10.0.0 IP addresses. Client computers can connect to the Internet only through ISA1.

ISA1 has dynamically updates host (A) resource records for both ISA1 interfaces.

On TestKing6, you double-click the Internet Explorer icon to initiate an Internet connection. TestKing6 successfully establishes a VPN connection to ISA1, but cannot connect to the Internet. The Internet Explorer settings for the VPN dial-up connection are shown in the exhibit.

Some users on other VPN connections to ISA1 report that they can connect to the Internet, and other users report that they cannot.

You want TestKing6 and all other VPN connections to ISA1 to consistently connect to the Internet.

What should you do?

Exhibit:

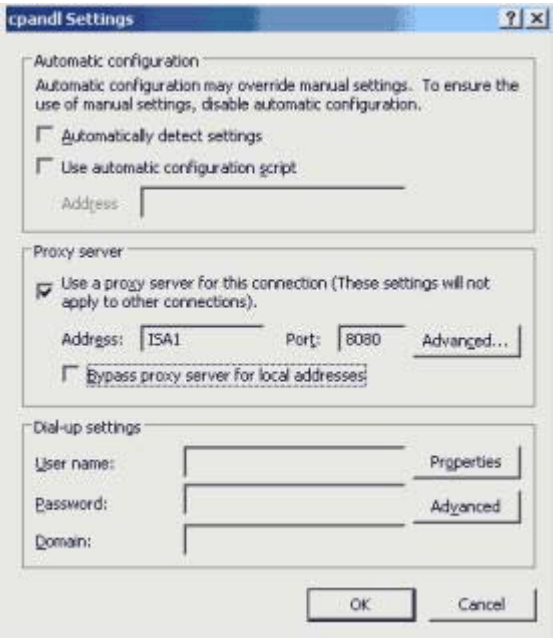

A. In the Internet Explorer settings for the VPN dial-up connection on TestKing6, select the **Bypass proxy server for local addresses** check box.
B. In the Internet Explorer settings for the VPN dial-up connection on TestKing6, enter 10.10.0.1 for the proxy server address.
C. In the Internet Explorer settings for the VPN dial-up connection on TestKing6, select the **Automatically detect settings** check box.
D. On the network properties for the 131.107.68.92 connection on ISA1, clear the **Register this connection's addresses in DNS** check box.

Answer: D
Explanation/Reference:
The address of the proxy server is ISA1. This address will need to be resolved using DNS. The question states that ISA1 has dynamically updated host (A) resource records for both ISA1 interfaces. This means that when you query DNS for the IP address of ISA1 you could get one of two answers – the IP address of the external interface or the IP address of the internal interface. We want the IP address of the internal interface only, so we should clear the **Register this connection's addresses in DNS** check box for the external interface of ISA1.

Incorrect Answers:
A. Bypass proxy server for local addresses removes the workload on the ISA server and only sends data to the ISA server when the data is for an external address. This option in this scenario will reduce further the traffic to the ISA server and will not correct the issue.
B. This only works for TestKing6. The question states: "**TestKing6 and all other VPN connections to ISA1 to consistently connect to the Internet"** and the other clients are not covered.
C. Like answer B above, with the correct settings, this still only works for TestKing6 and not the other clients.

QUESTION 13
You are a network administrator for TestKing.

A Windows Server 2003 computer named TestKingSrvA is exhibiting connectivity problems. You monitor TestKingSrvA by using System Monitor and Network Monitor. While monitoring, you notice that TestKingSrvA has approximately 4 MB of available memory, and the average CPU utilization is running at 95 percent. When you investigate the Network Monitor capture, you notice that some network packets sent to TestKingSrvA

during the capture have not been captured.

You need to ensure that the impact of monitoring on TestKingSrvA is reduced and that all packets sent to the computer are captured.

What should you do?

A. From a command prompt, run the **diskperf** command.
B. Run Network Monitor in dedicated capture mode.
C. Configure a Network Monitor capture filter.
D. Increase the buffer size in Network Monitor.

Answer: B
Explanation/Reference:
Dedicated capture mode,
Network Monitor does not display or refresh capture statistics when frames are copied to the temporary capture file.

This frees more resources for capturing data. **Use dedicated capture mode if Network Monitor drops frames due to a lack of resources.**
If we no not change that dedicated capture will start in:

Normal Mode
Click to turn off Dedicated Capture Mode and return to the Network Monitor Capture window.
Dedicated capture mode, Frame capture continues until you explicitly stop the capture process.

Capture filters
A capture filter functions like a database query that you can use to specify the types of network information you want to monitor.
For example, to see only a specific subset of computers or protocols, you can create an address database, use the database to add addresses to your filter, and then save the filter to a file.
By filtering frames, you save both buffer resources and time.
Later, if necessary, you can load the capture filter file and use the filter again.

QUESTION 14
You are the network administrator for TestKing. All client computers on the network run Windows NT Workstation 4.0.

The new written company network policy requires you to change all network computers from static IP configuration to dynamically assigned IP configuration. The network policy requires a Windows Server 2003 DHCP server to dynamically assign the addresses. You anticipate the possibility that some of the client computers in the company will be overlooked and will continue to use static IP configuration. If this occurs, you want to ensure that the DHCP server will not lease an address that is already statically configured on another computer.

You want to configure the DHCP servers to lease only IP addresses that are not already in use. Also, you do not want to increase network traffic any more than necessary, and you want to minimize the amount of time DHCP clients wait for an IP address lease.

What should you do?

A. Configure the DHCP server **Conflict detection attempts** to **1**.
B. Configure the DHCP server **Conflict detection attempts** to **3**.
C. Configure client reservations for each client computer MAC address.

D. Activate and reconcile the scopes.

Answer: A
Explanation/Reference:
Explanation: When conflict detection attempts are set, the DHCP server uses the Packet Internet Groper (ping) process to test available scope IP addresses before including these addresses in DHCP lease offers to clients. A successful ping means the IP address is in use on the network.

Therefore, the DHCP server does not offer to lease the address to a client.
If the ping request fails and times out, the IP address is not in use on the network.
In this case, the DHCP server offers to lease the address to a client.

Each additional conflict detection attempt delays the DHCP server response by a second while waiting for the ping request to time out. This increases the load on the server.

A value of no greater than two (2) for ping attempts is recommended.

QUESTION 15
You are the network administrator for TestKing. The network consists of a single Active Directory domain testking.com. The domain contains a Windows Server 2003 member server named TestKingA, which contains confidential information. TestKingA also runs IIS and functions as a Web server for the company intranet.

You want to secure the Web traffic to and from TestKingA. You configure IIS to require only secure communications. Users must be authenticated on TestKingA by using a domain user name and password.

TestKingA has been functioning properly for five months. Now, when users attempt to connect to TestKingA by using Internet Explorer, an error message appears.

TestKingA responds to the ping command by host name and IP address. You view the services on TestKingA, some of which are shown in the following window.

You need to enable users to access the intranet Web content on TestKingA.

Which two actions should you perform on TestKingA? (Each correct answer presents part of the solution. Choose two)

Exhibit:

Name	Status	Startup Type	Log On As
Computer Browser		Automatic	Local System
HTTP SSL		Automatic	Local System
Net Logon		Automatic	Local System
Secondary Logon	Started	Automatic	Local System
WebClient	Started	Automatic	Local Service

A. Start the Computer Browser service.
B. Start the HTTP SSL service.
C. Start the Net Logon service.
D. Restart the Secondary Logon service.
E. Restart the Web Client service.

Answer: BC
Explanation/Reference:
Explanation: Answers A, B and C list the only services that are not running, so D and E are incorrect.
We need to start the net logon to provide authentication. (C)

We need to start the http SSL service for IIS in order to use SSL encryption. (D)

Note: if we would like to have the browsing service we will need to start Computer Browser service.

QUESTION 16
You are the network administrator for TestKing. The network consists of two Active Directory domains. One domain is named testking.com. A subsidiary company named Acme has a domain named acme.com. Both domains are in a single forest.

A primary DNS server for testking.com is located in the company's Berlin office. A primary DNS server for acme.com is located in the company's Prague office. Both DNS servers are Windows Server 2003 computers.

Each domain has three regional offices. Each regional office contains the following computers:

• A secondary DNS server in its respective domain.
• A DHCP server.
• A recently installed Microsoft Internet Security and Acceleration (ISA) Server computer that connects the LAN to the Internet.

Company sales representatives visit the Berlin office, the Prague office and all regional offices several times each month. All sales representatives use Windows XP Professional portable computers that are members of the testking.com domain.

You create an appropriate wpad.dat script file on each of the ISA servers in each regional office. On each DHCP server you configure the 252 Proxy Autodiscovery option and the corresponding http://ISAServerName/wpad.dat string value.

Sales representatives report that they cannot access to the Internet by using Internet Explorer when they visit an office that is in the acme.com domain. You need to ensure that all users can access the Internet at all times. You want to use the minimum amount of administrative effort.

What should you do?

A. Configure Windows XP Professional portable computers with the primary DNS suffix of acme.com.
B. Configure the **Advanced TCP/IP Settings** settings on the Windows XP Professional portable computers with a **DNS suffix for this connection** setting of **acme.com**.
C. On each DHCP server that is a member of the acme.com domain, configure the **015 DNS Domain Name** option to be **acme.com**.
D. On the primary DNS server for the acme.com domain, add a **_http_service** service locator (SRV) resource record for each ISA server in the acme.com domain.

Answer: C
Explanation/Reference:
015 DNS Domain Name will automatically set the "DNS Suffix for this connection" string.

Incorrect answers:
A. This is only the DNS suffixes to be tried when resolving names during a lookup
B. This would work, but would need to be done manually and changes each time the portable computer changed locations. The constraint for minimum amount of administrative effort would not be achieved.
C. This is correct
D. There is no such SRV record in use

QUESTION 17
You are the network administrator for TestKing. The network contains 12 Windows Server 2003 computers

and 300 Windows XP Professional computers.

Three servers named TestKing4, TestKing5, and TestKing6 run a critical business application. When performing performance baselining on these three servers, you notice that TestKing6 has a larger number of concurrently connected users at any given moment than TestKing4 or TestKing5. The additional workload is causing performance problems on TestKing6. You need to identify which client computers are connected to TestKing6.

You plan to run Network Monitor on TestKing6 to capture all packets sent to TestKing6. The capture task must be configured to meet the following requirements:

- To reduce the size of the captured data, you want to capture only the packet headers.
- If a large number of packets are captured, the packets must be retained on the server. Captured packets must not overwrite previously captured packets.

Which two tasks should you perform to configure Network Monitor? (Each correct answer presents part of the solution. Choose two)

A. Configure the Network Monitor display filters.
B. Configure the Network Monitor capture filters.
C. Increase the Network Monitor buffer size setting.
D. Decrease the Network Monitor buffer size setting.
E. Increase the Network Monitor frame size setting.
F. Decrease the Network Monitor frame size setting.

Answer: CF
Explanation/Reference:
After installing Network Monitor, users can capture to a file all the frames sent to, or retained by the network adapter of the computer on which it is installed.
These captured frames can then be viewed or saved for later analysis.
Users can design a capture filter so that only certain frames are captured.
This filter can be configured to capture frames based on criteria such as source address, destination address, or protocol.
Network Monitor also makes it possible for a user to design a capture trigger to initiate a specified action when Network Monitor detects a particular set of conditions on the network.
This action can include starting a capture, ending a capture, or starting a program.

Capture filters
A capture filter functions like a database query that you can use to specify the types of network information you want to monitor.
For example, to see only a specific subset of computers or protocols, you can create an address database, use the database to add addresses to your filter, and then save the filter to a file.
By filtering frames, you save both buffer resources and time.
Later, if necessary, you can load the capture filter file and use the filter again.

Dedicated capture mode,
Network Monitor does not display or refresh capture statistics when frames are copied to the temporary capture file.
This frees more resources for capturing data. Use dedicated capture mode if Network Monitor drops frames due to a lack of resources.
If we no not change that dedicated capture will start in:

Normal Mode
Click to turn off Dedicated Capture Mode and return to the Network Monitor Capture window.
Dedicated capture mode, Frame capture continues until you explicitly stop the capture process.

Capture Buffer Settings
Use this dialog box to adjust the size of the data frame and the total amount of frames you want to capture.

Buffer Size (MB)
The size of your capture buffer. By default, the buffer size is set to 1.0 MB.
You can reduce the amount of data you capture by shrinking the capture buffer.

Frame Size (bytes)
The number of bytes that you want Network Monitor to capture from each frame.
By default, the frame size is Full (65,535).
The drop-down list contains numbers in increments of 64, up to 65,472.
You can select one of these numbers, or you can type a specific number between 32 and 65,535, inclusive.

QUESTION 18
You are the network administrator for TestKing. The network consists of a single Active Directory domain named testking.com. The functional level of testking.com is Windows Server 2003. The sales division has 500 users. These users belong to global groups as shown in the following table.

Group name	Users	Member of
Sales Users	All sales personnel	None
Internal Sales	Internal sales personnel	Sales Users

All sales personnel with the exception of the employees in the Internal Sales group, are roaming users who require access to the network from remote locations.

You configure a server named TestKing13 to function as a Routing and Remote Access server. In the properties of all user accounts, you enable the Control access through remote access policy setting.

You need to configure remote access polices on TestKing13. You also need to ensure that only roaming users are able to connect to TestKing13 from remote locations.

What should you do?

A. 1. Create a remote access policy named Policy1.
On Policy1, add the policy condition **Windows-Groups matches "testking.com\Sales Users"**.
Configure Policy1 to allow access based on this policy condition.
2. Create a remote access policy named Policy2.
On Policy2, add the policy condition **Windows-Groups matches "testking.com\Internal Sales"**.
Configure Configure Policy2 to deny access based on this policy condition.
3. Assign Policy2 an order of 2.
Assign Policy1 an order of 1

B. 1. Create a remote access policy named Policy1.
On Policy1, add the following condition **Windows s-Groups matches "testking.com\Sales Users"**.
Configure Policy1 to allow access based on this policy condition.
2. Create a remote access policy named Policy2.
On Policy2, add the policy condition **Windows s-Groups matches "testking.com\Internal Sales"**.
Configure Policy2 to deny access based on this policy condition.
3. Assign Policy2 an order of 1.
Assign Policy1 an order of 2.

C. 1. Create a remote access policy named Policy1.
On Policy1, add the policy condition **Windows s-Groups matches "testking.com\Sales Users"**.
2. On Policy1, add the second policy condition **Windows s-Groups matches "testking.com\Internal Sales"**.
3. Configure Policy1 to deny access based on these policy conditions.

D. 1. Create a remote access policy named Policy1.
On Policy1, add the following condition **Windows s-Groups matches "testking.com\Sales Users"**.
2. On Policy1, add the second policy condition **Windows s-Groups matches Windows s-Groups matches "testking.com\Internal Sales"**.
3. Configure Policy1 to allow access based on these policy conditions.

Answer: B
Explanation/Reference:
Explanation: We need to allow remote access to Sales group who are not members of the Internal Sales group. Therefore, we need to check that the user is a member of the Internal Sales group first; if the user is a member of this group, the user will be denied access. Then we can check if the user is a member of the Sales group; if so, the user is permitted access.

Incorrect Answers:
A: Part of the answer is missing.
C: This will deny access to members of the Sales group and members of the Internal Sales group.
D: This will allow access to members of the Sales group and members of the Internal Sales group.

QUESTION 19
You are the network administrator for TestKing. The network contains 400 Windows XP Professional computers and a Windows Server 2003 computer that runs Microsoft Internet Security and Acceleration (ISA) Server.

Three hundred employees work from remote locations. These users dial in to the company LAN to establish an Internet connection and then using a VPN connection to connect to a Windows Server 2003 computer named TESTKINGRAS. Internet access speeds among the dial-in users range from 28.8 Kbps to 3 Mbps.

The proxy server logs a higher level of Internet activity when the dial-in users connect. The DNS server forwards DNS queries to two Internet service provider (ISP) DNS servers.

Regardless of Internet access speed, dial-in users report that local Web browsing for public Internet pages slows dramatically whenever they establish a VPN connection to TESTKINGRAS.

You run a network monitoring utility and verify that the LAN bandwidth utilization is within acceptable limits.

You need to resolve the slow Internet performance issue. You plan to use the Connection Manager Administration Kit wizard to configure all the dial-in user connections.

What should you do?

A. Configure the Internet Explorer LAN settings to **Automatically detect settings**.
B. In the TCP/IP settings for each VPN client connection, add the DNS IP addresses of the two DNS servers hosted by the ISP as the primary DNS address.
C. In the TCP/IP settings for each VPN client connection, add the DNS IP address of TestKing's DNS server as the primary DNS address.
D. In the TCP/IP settings for each VPN client connection, clear the **Make this connection the client's default gateway** check box.

Answer: D
Explanation/Reference:
Explanation: When the users dial into the network, they use the LAN router as their default gateway, so they can access the internet. However, when they connect to the VPN server, the VPN server becomes the clients' default gateway. This means that all internet traffic is going through the VPN server. We can prevent this by going into the TCP/IP settings for each VPN client connection and clearing the **Make this connection the client's default gateway** check box.

QUESTION 20
You are the network security administrator for TestKing. The network consists of a single Active Directory domain testking.com. The domain contains Windows Server 2003 computers and Windows XP Professional computers.

The human resources department stores confidential data on a server named TestKingB. The written company security policy states that TCP/IP traffic sent to and from TestKingB must be encrypted.

You need to encrypt all TCP/IP traffic that is sent between TestKingB and the client computers in the human resources department.

What should you do?

A. Use autoenrollment to request and install an IPSec certificate on all client computers in the human resources department and on TestKingB.
B. Use autoenrollment to request and install a Computer certificate on all client computers in the human resources department and on TestKingB.
C. Use Encrypting File System (EFS) to encrypt all human resources data that is stored on TestKingB.
D. Assign the Secure Server IPSec policy to TestKingB.
Assign the Client IPSec policy to all client computers in the human resources department.

Answer: D
Explanation/Reference:
IPSEC for High security
Computers that contain highly sensitive data are at risk for data theft, accidental or malicious disruption of the system (especially in remote dial-up scenarios), or any public network communications.

Secure Server (Require Security),
A default policy, requires IPSec protection for all traffic being sent or received
(except initial inbound communication) with stronger security methods.
Unsecured communication with a non-IPSec-aware computer is not allowed.

Assigning the Client IPSec policy to all client computers in the human resources department will enable the clients to communicate with TestKingB using IPSec.

Incorrect Answers:
A: Providing certificates does not automatically provide encryption.
B: Providing certificates does not automatically provide encryption
C: EFS encrypts and protects data at rest, the requirement is protecting data in transit.

QUESTION 21
You are the network administrator for TestKing. The relevant portion of the network is shown in the exhibit.

You need to configure TestKingSrvA to communicate with TestKingSrvB, TestKingSrvC, and the Internet.

You open the TCP/IP properties of TestKingSrvA, and you notice that the following default gateways are already configured in the order shown:

A. 131.107.68.5
B. 10.9.7.2
C. 10.9.8.1
D. 10.9.7.1
E. 10.9.9.1

Which IP address or addresses should you remove from the default gateway addresses on TestKingSrvA? (Choose all that apply)

Exhibit:

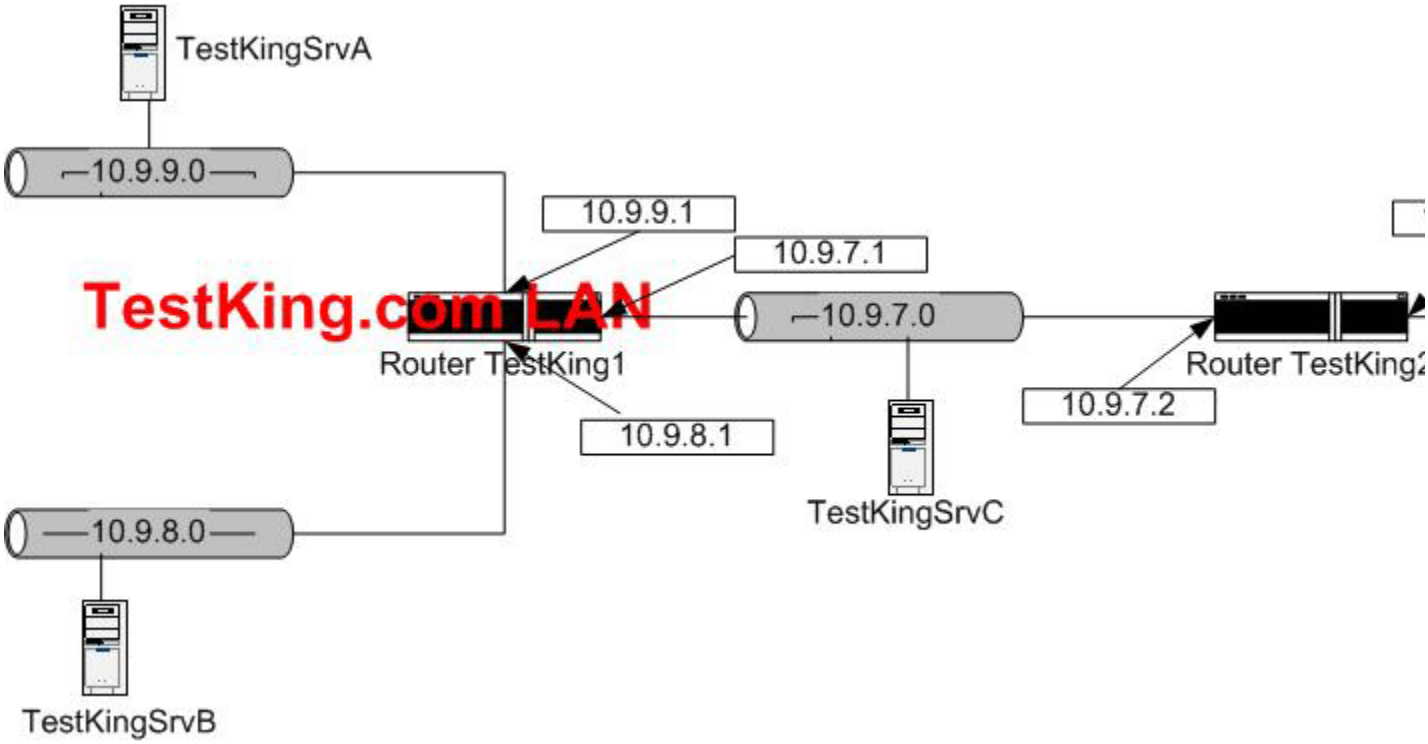

A. 131.107.68.5
B. 10.9.7.2
C. 10.9.8.1
D. 10.9.7.1

Answer: ABCD
Explanation/Reference:
Explanation: TestKingSrv1 only needs one default gateway configured. This should be the address of the internal interface of the router; in this case 10.9.9.1. All other default gateways should be removed. Note: You would only configure multiple default gateways if there are multiple routers on the same subnet as your computer. This is not the case in this question.

QUESTION 22
You are the network administrator for TestKing. The network contains three Windows Server 2003 computers and 220 Windows XP Professional computers. No servers currently have Routing and Remote Access installed.

You need to add 50 additional computers to the network. You want to split the network into two segments, using two different subnets. A diagram of the planned network is shown in the exhibit.

All client computers must be able to connect to each other.

You need to minimize additional network services. You also need to ensure that the computers can obtain addresses from the DHCP service.

Which two actions should you perform? (Each correct answer presents part of the solution. Choose two)

Exhibit:

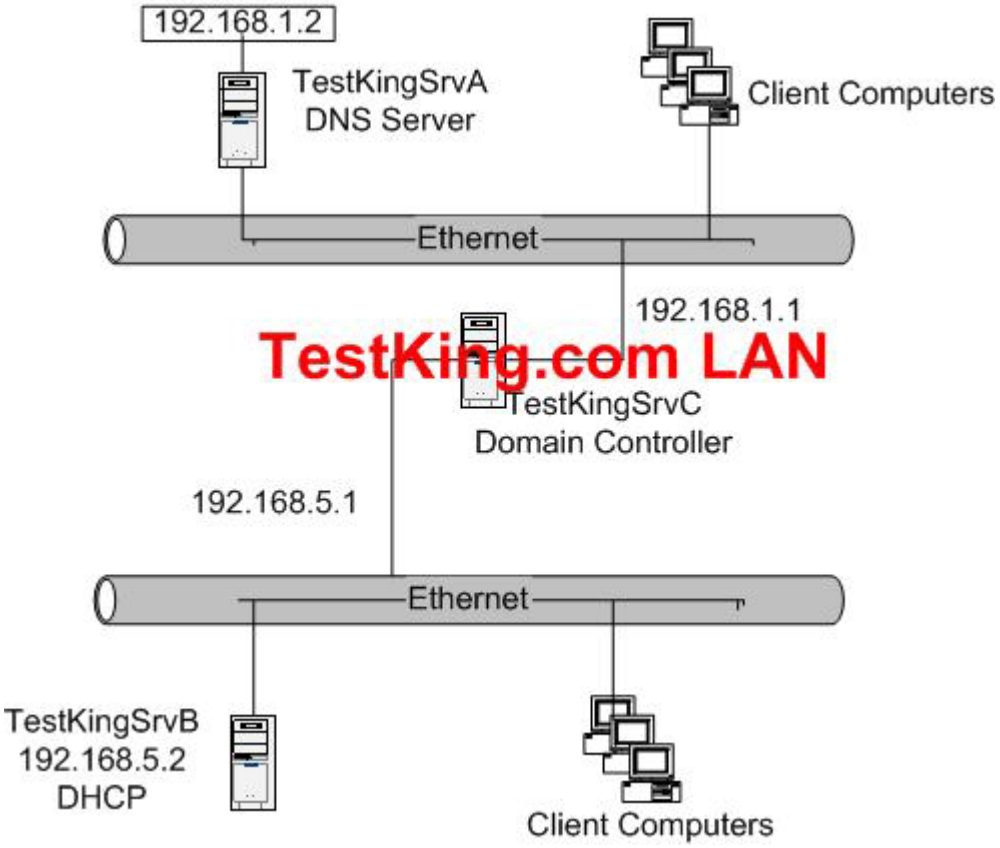

A. Configure Routing and Remote Access on TestKingSrvA.
B. Configure Routing and Remote Access on TestKingSrvB.
C. Configure Routing and Remote Access on TestKingSrvC.
D. Configure a DHCP relay agent on TestKingSrvA.
E. Configure a DHCP relay agent on TestKingSrvB.
F. Configure a DHCP relay agent on TestKingSrvC.

Answer: CF
Explanation/Reference:
Explanation: TestKingSrvC is connected to both network segments and so will act as a router. We can enable this by configuring Routing and Remote Access on TestKingSrvC.

To enable the clients on the 192.168.1.0 subnet to obtain their TCP/IP configurations from the DHCP server, we'll need to configure a DHCP relay agent on the 192.168.1.0 subnet. The DHCP relay agent service is part of Routing and Remote Access; therefore, we'll configure a DHCP relay agent on TestKingSrvC.

Incorrect Answers:
A: TestKingSrvA will not be a router so it doesn't need the Routing and Remote Access service.
B: TestKingSrvB will not be a router so it doesn't need the Routing and Remote Access service.
D: TestKingSrvA won't have the Routing and Remote Access service, so it won't be a DHCP relay agent.
E: The relay agent needs to be configured on the 192.168.1.0 subnet.

QUESTION 23

You are the network administrator for TestKing. The network contains Windows Server 2003 domain controllers, Windows Server 2003 DNS servers, and Windows XP Professional computers.

TestKing installs a firewall. The written company security policy allows only SMTP, HTTP, and DNS traffic through the firewall.

You need to allow internal DNS servers to resolve names on the Internet. You need to allow SMTP and HTTP traffic through the firewall.

You need to enable the firewall for the needed services and applications.

Which port or ports should you specify?

To answer, drag the appropriate port or ports to the firewall.

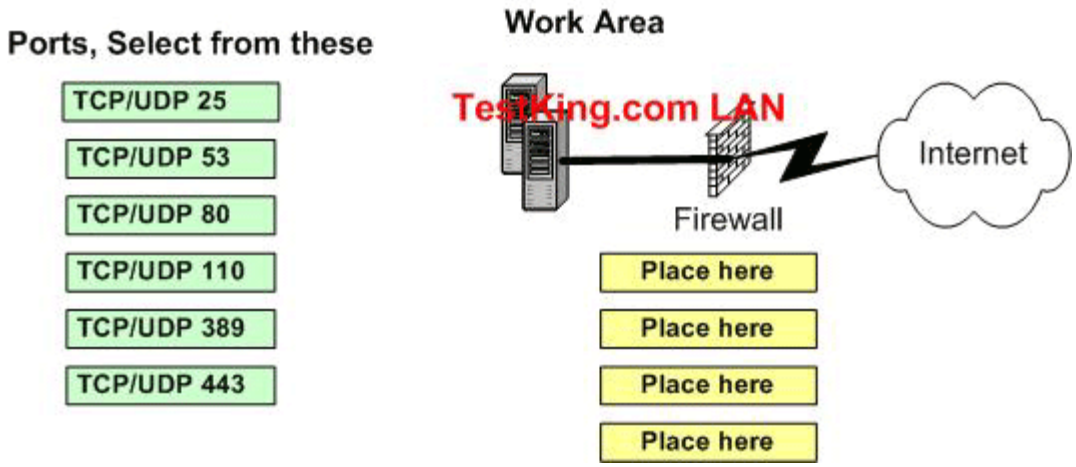

Answer:

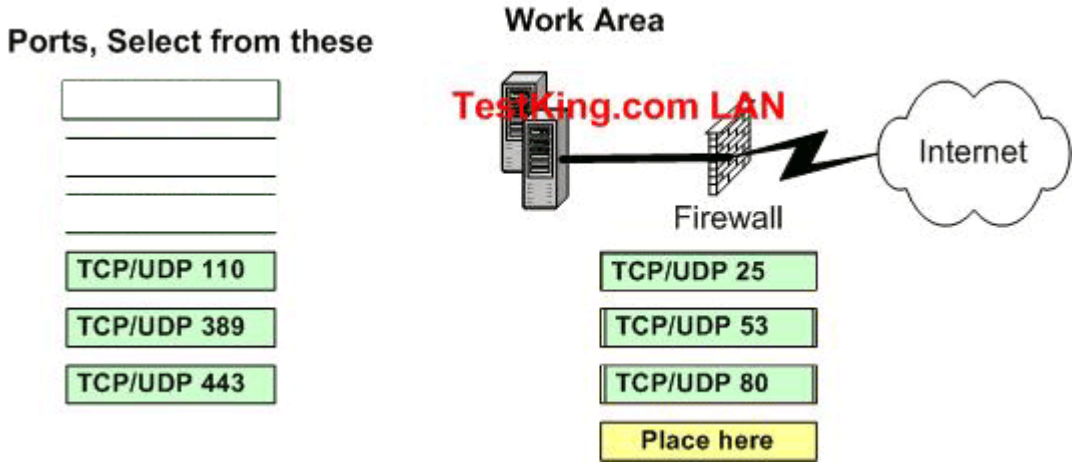

Explanation/Reference:
WELL KNOWN PORTS.

REFERENCE:
http://www.microsoft.com/technet/treeview/default.asp?url=/technet/prodtechnol/windows2000serv/reskit/tcpip/part4/tcpappc.asp

SMTP port is TCP/UPP 25.
DNS port is TCP/UPP 53.

HTPP port is TCP/UPP 80.
POP3 port is TCP/UPP 110.
LDAP port is TCP/UPP 383.
HTTPS port is TCP/UPP 443.

Well-Known Ports

Port No.	Protocol	Service Name	Aliases	Comment
25	TCP	smtp	mail	Simple Mail Transfer
53	TCP	domain		Domain Name
53	UDP	domain		Domain Name Server
80	TCP	http	www, http	World Wide Web
110	TCP	pop3	postoffice	Post Office Protocol - Version 3
389	TCP	ldap		Lightweight Directory Access Protocol
443	TCP	https	MCom	
443	UDP	https	MCom	

QUESTION 24
You are the network administrator for TestKing. The network contains Windows Server 2003 computers and Windows XP Professional computers.

You install Software Update Services (SUS) on a server named TestKingSrv.

You scan the client computers to find out if any current hotfixes are installed. You notice that no client computers have been updated during the past seven days. You are unable to access the synchronization logs on TestKingSrv.

You need to ensure that SUS is functioning properly.

What should you do on TestKingSrv?

A. Delete the History_Approve.xml file and restart the computer.
B. Delete the Aucatalog.cab file and restart the computer.
C. Restart the Background Intelligent Transfer Service (BITS).
D. Restart all IIS-related services.

Answer: D
Explanation/Reference:
SUS is dependant on the IIS services. In this case the first step is to restart IIS services and check if all services start again. After that we will need to look for error codes generated by SUS.

During synchronization, the Aucatalog1.cab file is always downloaded. As the administrator, you have the choice of whether or not to download the actual package files referenced in the metadata.

The file name for Synchronization log is named history-Sync.xml and it is stored in the <Location of SUS Website>\AutoUpdate\Administration directory.

The file name for Approval log is History-Approve.xml and it is stored in the <Location of SUS Website>

\AutoUpdate\Administration directory.

SUS uses the Background Intelligent Transfer Service (BITS) to perform the download by using idle network bandwidth.

QUESTION 25
You are the network administrator for TestKing. The network consists of a single DNS domain named testking.com.

You replace a UNIX server with a Windows Server 2003 computer named TestKing1.

TestKing1 is the DNS server and start authority (SOA) for testking.com. A UNIX server named TestKing2 is the mail server for testking.com.

You receive reports that Internet users cannot send e-mail to the testking.com domain. The host addresses are shown in the following window.

You need to ensure that Internet users can send e-mail to the testking.com domain.

What should you do?

Exhibit:

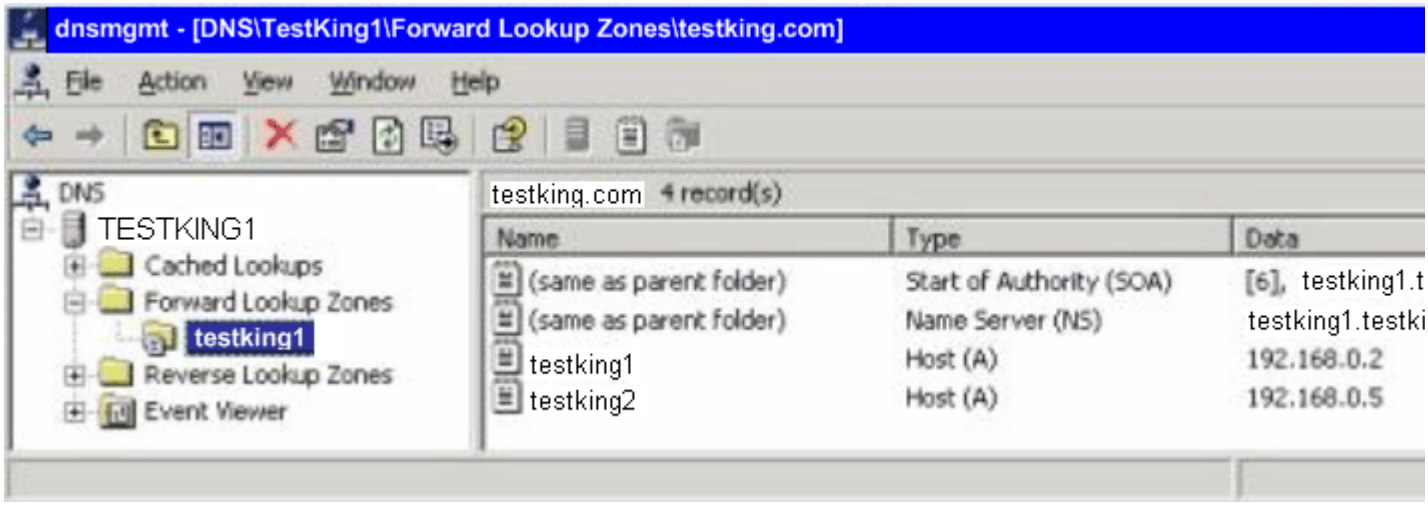

A. Add an _smtp service locator (SRV) DNS record for TestKing2.
B. Add a mail exchange (MX) DNS record for TestKing2.
C. Add an alias (CNAME) record for mail.testking.com.
D. Enable the SMTP service on TestKing1.

Answer: B
Explanation/Reference:
Explanation: Email servers on the internet query Testking1 for the address of the mail server for the domain. The address of the mail server is held in an MX (Mail Exchange) record.

Incorrect Answers:
A: Email servers find other email servers by using MX records, not SRV records.
C: Email servers find other email servers by using CNAME records
D: The SMTP service should be running on the mail server, not the DNS server.

QUESTION 26
You are the network administrator for TestKing. The network consists of a single Active Directory domain testking.com. The domain contains 35 Windows Server 2003 computers; 3,000 Windows XP Professional computers; 2,200 Windows 2000 Professional computers.

The written company security policy states that all computers in the domain must be examined, with the following goals:

• To find out whether all available security updates are present.
• To find out whether shared folders are present.
• To record the file system type on each hard disk.

You need to provide this security assessment of every computer and verify that the requirements of the written security policy are met.

What should you do?

A. Open the Default Domain Policy and enable the **Configure Automatic Updates** policy.
B. Open the Default Domain Policy and enable the **Audit object access** policy, the **Audit account management** policy, and the **Audit system events** policy.
C. On a server, install and run **mbsacli.exe** with the appropriate configuration switches.
D. On a server, install and run **HFNetChk.exe** with the appropriate configuration switches.

Answer: C
Explanation/Reference:
Explanation: The Microsoft Baseline Security Analyser can perform all the required assessments. Mbsacli.exe includes HFNetChk.exe which is used to scan for missing security updates.

In general, the MBSA scans for security issues in the Windows operating systems (Windows NT 4, Windows 2000, Windows XP), such as **Guest** account status, file system type, available file shares, members of the Administrators group, etc. Descriptions of each OS check are shown in the security reports with instructions on fixing any issues found.

Incorrect Answers:
A: This won't check for missing updates, shared folders or file system type.
B: This won't check for missing updates, shared folders or file system type.
D: This will check for missing updates but not shared folders or file system type.

QUESTION 27
You are a network administrator for TestKing. The network consists of a single Active Directory domain named testking.com. The domain contains Windows Server 2003 domain controllers, Windows Server 2003 member servers, and Windows XP Professional computers.

All company network administrators need to have the remote administrative tools available on any computer that they log on to. All network administrators are members of the domain Administrators group. The network administrator accounts are located in multiple organizational units (OUs).

You need to ensure that the administrative tools are available to network administrators. You also need to ensure that the administrative tools are always installed on computers that have 100 MB or more free disks space.

Which three actions should you perform? (Each correct answer presents part of the solution. Choose three)

A. Create a Group Policy object (GPO) that will apply **adminpak.msi** at the domain level.

B. Create a Group Policy object (GPO) that will link **adminpak.msi** to the Domain Controllers OU.
C. Ensure that only the domain Administrators group is assigned the **Allow – Read** permission and the **Allow – Apply Group Policy** permission for the new Group Policy object (GPO).
D. Assign the domain Users group the **Deny – Read** permission on the **Deny – Apply Group Policy** permission for the new Group Policy object (GPO).
E. Create a WMI filter that queries the Win32_LogicalDisk object for more than 100 MB of free space.
F. Create a WMI filter that queries the Win32_LogicalDisk object for less than 100 MB of free space.

Answer: ACE
Explanation/Reference:
Explanation: We can assign the administrative tools (contained in adminpak.msi) to the administrators using a group policy (answer A). Ensuring that only the domain Administrators group is assigned the **Allow – Read** permission and the **Allow – Apply Group Policy** permission for the new Group Policy object (GPO) will ensure that only the domain administrators receive the administrative tools (answer B). Creating a WMI filter that queries the Win32_LogicalDisk object for more than 100 MB of free space will ensure that the tools are only installed if there is more than 100MB of free disk space (answer C). An example script is as follows:

```
On Error Resume Next
strComputer = "."
Set objWMIService = GetObject("winmgmts:\\" & strComputer & "\root\cimv2")
Set colItems = objWMIService.ExecQuery("Select * from Win32_LogicalDisk",,48)
For Each objItem in colItems
    Wscript.Echo "FreeSpace: " & objItem.FreeSpace
    Wscript.Echo "Size: " & objItem.Size
    lNumber
end Next
```

Incorrect Answers:
B: This would only install the tools on the domain controllers if a domain administrator logged in locally. The GPO needs to be assigned at domain level, so the tools are installed on any machine an administrator logs in to.
D: The domain admins are members of the domain users group. This would prevent the GPO applying to all users including the domain admins.
F: The software should be installed if there is more than 100MB of free disk space, not less than 100MB.

QUESTION 28
You are the network administrator for TestKing. The network consists of a single Active Directory forest named testking.com. The forest contains two domains named testking.com and corp.testking.com. The network consists of 15 subnets.

The domain controllers are configured as shown in the following table.

Domain controller name	Domain	Zone	Zone type	Stub zone
TestKingSrvA	testking.com	testking.com	Active Directory-integrated	corp.testking.c
TestKingSrvB	testking.com	testking.com	Active Directory-integrated	corp.testking.c
TestKingSrvC	corp.wingtiptous.com	corp.testking.com	Active Directory-integrated	None
TestKingSrvD	corp.testking.com	corp.testking.com	Active Directory-integrated	None

TestKingSrvA and TestKingSrvB are registered in testking.com. All other computers are registered in corp. testking.com.

You create reverse lookup zones for all subnets.

The corp.testking.com domain contains a Windows NT Server 4.0 file and print server named TestKingSrvE. You change the static IP address for TestKingSrvE.

You need to ensure that this change is reflected in DNS.

Which two resource records should you modify? (Each correct answer presents part of the solution. Choose two)

A. The pointer (PTR) record in the corp.testking.com zone.
B. The host (A) record in the corp.testking.com zone.
C. The alias (CNAME) record in the corp.testking.com zone.
D. The pointer (PTR) record in the stub zone.
E. The host (A) record in the stub zone.
F. The alias (CNAME) record in the stub zone.

Answer: AB
Explanation/Reference:
Explanation: The NT server cannot register it's own DNS records; therefore, we need to do it manually. The two records that should be created are the 'A' record and the 'PTR' record. These records should be created in the corp.testking.com zone because the NT server is a member of that domain.

Incorrect Answers:
C: We don't need a CNAME record.
D: Stub zones are updated automatically, and only contain the names and IP addresses of DNS servers. TestKingSrv5 is a File and Print server.
E: Stub zones are updated automatically, and only contain the names and IP addresses of DNS servers. TestKingSrv5 is a File and Print server.
F: Stub zones are updated automatically, and only contain the names and IP addresses of DNS servers. TestKingSrv5 is a File and Print server.

QUESTION 29
You are the network administrator for TestKing. The network consists of a single Active Directory domain named testking.com. All network servers run Windows Server 2003, and all client computers run Windows XP Professional.

You create a shared folder named Client Docs on a member server named TestKing13. Client Docs will store project documents. You configure shadow copies for the volume containing Client Docs.

You need to enable client computers to access previous version of the documents in Client Docs.

What should you do?

A. Create a Group Policy object (GPO) to enable Offline Files on all client computers.
B. On each client computer, customize the view for Client Docs to use the **Documents (for any file type)** folder template.
C. Create a Group Policy object (GPO) that installs the Previous Versions client software on all client computers.

D. Assign the **Allow – Full Control** permission on Client Docs to all users.
E. On each client computer, install the Backup utility and schedule a daily backup.

Answer: C
Explanation/Reference:
Explanation: To enable users to access previous versions of the files, you must install the Previous Versions client software on all client computers. The easiest way to do this is to deploy the software using a Group Policy Object.

Incorrect Answers:
A: Offline Files are irrelevant to this scenario.
B: This is irrelevant to this scenario.
D: The users don't need Full Control access to the files. This will not enable users to access previous versions of the files.
E: The files don't need to be backed up on each client computers. The Shadow Copy service creates backups of previous versions of the files on the server.

QUESTION 30
You are the network administrator for Test King. The network contains eight DNS servers.

You use a DNS namespace named testking.com in the network. All eight DNS servers must be configured to allow host named in the contoso.com namespace to be resolved. The following table specifies how each server will be configured to support the testking.com namespace.

Server name	Support for contoso.com
TESTKINGDNS01	Primary zone (Active Directory-integrated)
TESTKINGDNS02	Primary zone (Active Directory-integrated)
TESTKINGDNS03	Secondary zone
TESTKINGDNS04	Secondary zone
TESTKINGDNS05	Stub zone
TESTKINGDNS06	Stub zone
TESTKINGDNS07	Conditional forwarding to TESTKINGDNS01
TESTKINGDNS08	Conditional forwarding to TESTKINGDNS01

There are currently many incorrect name server (NS) records in the testking.com zone. You delete all the existing records.

You now need to add back the NS records for only the other servers that will host the testking.com zone.

Which server or servers should be added as name servers to the testking.com zone?

To answer, drag the appropriate server or servers to the correct location or locations in the dialog box.

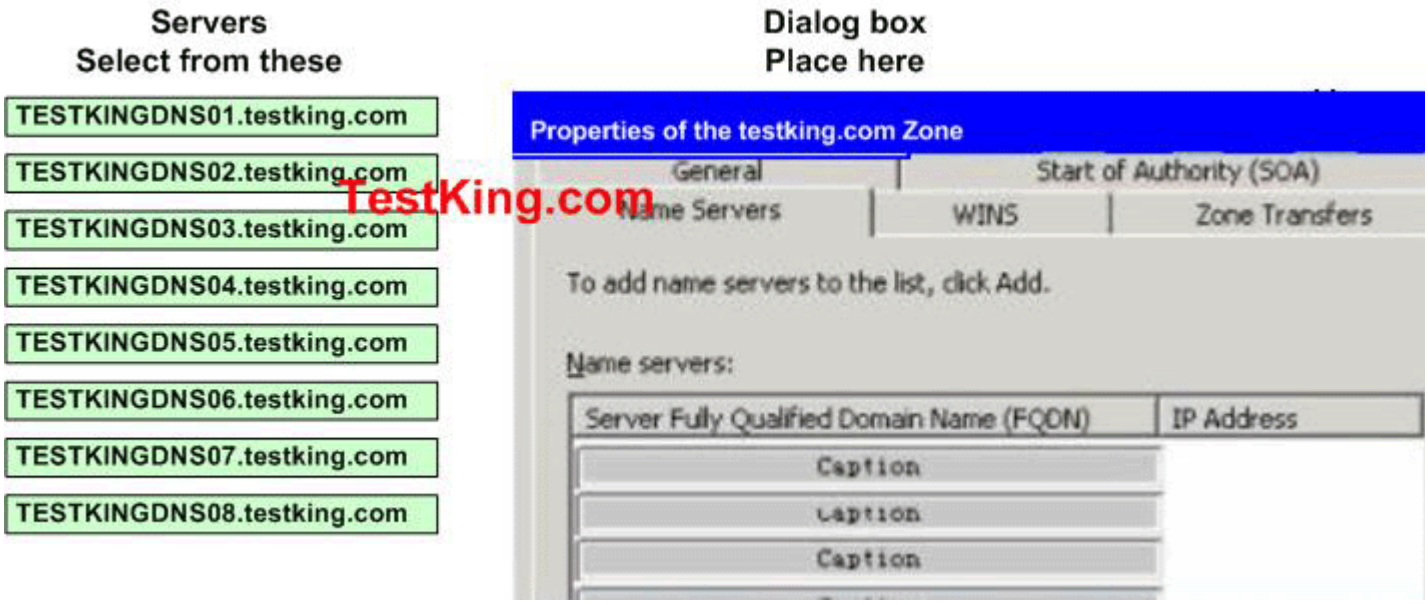

Answer:

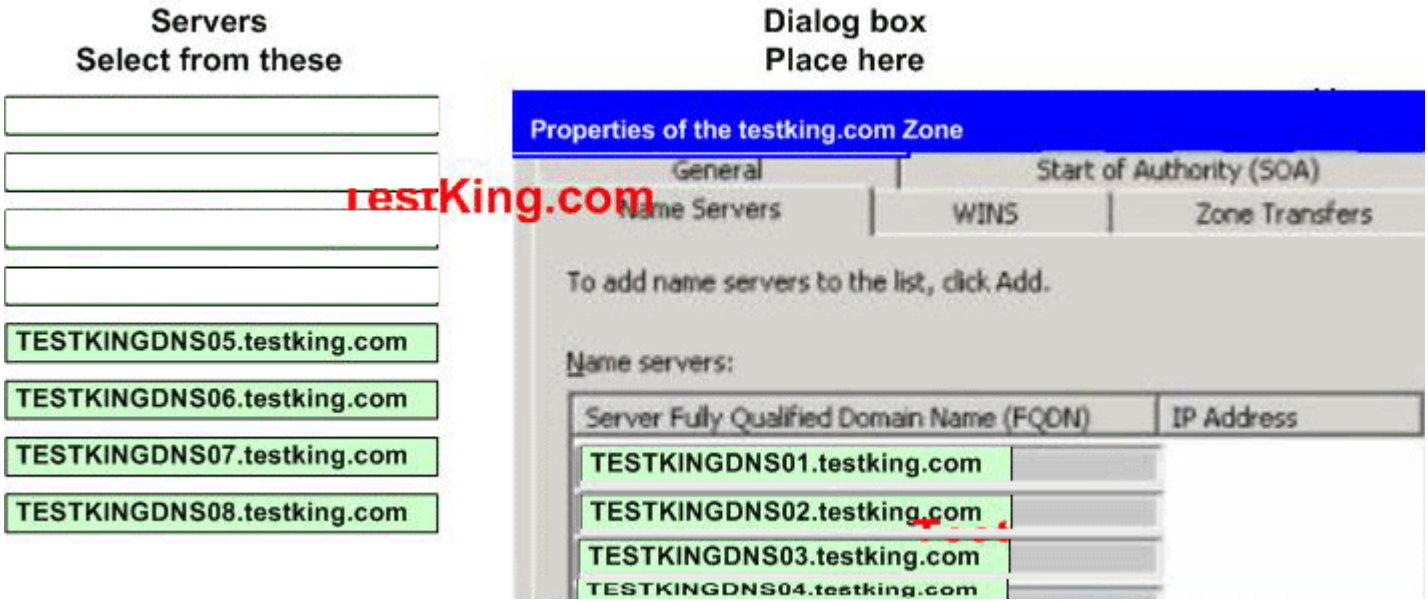

Explanation/Reference:
Explanation: We need to add the records to the DNS servers hosting the primary and secondary zones for testking.com. TestkingDNS01 and TestkingDNS02 are primary servers. TestkingDNS03 and TestkingDNS04 are secondary servers.

Note: You could just add the records back to TestkingDNS01 or TestkingDNS02. The other servers will receive the records via replication.

QUESTION 31
You are the network administrator for TestKing. Your network consists of two Active Directory domains. Each department has its own organizational unit (OU) for departmental user accounts. Each OU has a separate Group Policy object (GPO)

A single terminal server named TestKingTerm1 is reserved for remote users. In addition, several departments

have their own terminal servers for departmental use.

Your help desk reports that user sessions on TestKingTerm1 remain connected even if the sessions are inactive for days. Users in the accounting department report slow response times on their terminal server.

You need to ensure that users of TestKingTerm1 are automatically logged off when their sessions are inactive for more than two hours. Your solution must not affect users of any other terminal servers.

What should you do?

A. For all accounting users, change the session limit settings.
B. On TestKingTerm1, use the Terminal Services configuration tool to change the session limit settings.
C. Modify the GPO linked to the Accounting OU by changing the session limit settings in user-level group polices.
D. Modify the GPO linked to the Accounting OU by changing the session limit settings in computer-level group polices.

Answer: B
Explanation/Reference:
Explanation: The question states, “You need to ensure that users of TestKingTerm1 are automatically logged off when their sessions are inactive for more than two hours.” Therefore, we need to configure TestKingTerm1 to change the session limit settings.

Configuring session limits
You can limit the amount of time that active, disconnected, and idle (without client activity) sessions remain on the server.
This is useful because sessions that remain running indefinitely on the server consume valuable system resources.
When a session limit is reached for active or idle sessions, you can select to either disconnect the user from the session or end the session.
A user who is disconnected from a session can reconnect to the same session later.

When a session ends, it is permanently deleted from the server and any running applications are forced to shut down, which can result in loss of data at the client.
When a session limit is reached for a disconnected session, the session ends, which permanently deletes it from the server.
Sessions can also be allowed to continue indefinitely.

Enabling Group Policy on an individual computer
To set Terminal Services policies setting for a particular computer or for users of that computer.
Open the Group Policy Object Editor snap-in to edit the local Group Policy.

When you open the Group Policy Object Editor snap-in, click to expand Administrative Templates, and then click the Terminal Services folder containing the policies you want want to set.
The settings for those policies appear in the details pane.

Where?
policy_name Policy
Computer Configuration (or User Configuration)
Administrative Templates
Windows Components
Terminal Services

Incorrect Answers:
A: We need to change the session limit for ALL users of TestKingTerm1, not just the Accounting users.
C: We need to configure TestKingTerm1 to change the session limit settings.

D: We need to configure TestKingTerm1 to change the session limit settings.

QUESTION 32
You are the network administrator for TestKing. Your network consists of a single Active Directory domain testking.com. All network servers run Windows Server 2003. A single server running Terminal Server is available to remote users.

Your help desk staff is responsible for monitoring user activity on the terminal server. The staff is also responsible for sending message to users about new programs and about modifications to the terminal server. A company developer writes a script that will log the relevant user information in a file and provide pop-up messages as needed.

You need to ensure that the script runs every time a user logs on to the terminal server.

What should you do?

A. Deploy a client connection object for remote users.
   Configure the client connection object to run the script.
B. On the terminal server, configure the RDP-Tcp properties with the name of the script.
   Override other settings.
C. In the Default Domain Group Policy object (GPO), select the **Start a program on startup** option and specify the name of the script.
D. On the terminal server, configure the RDP client properties with the name of the script.

Answer: B
Explanation/Reference:
Explanation: Go to the RDP –Tcp object, double click, and go to the Environment tab. Check the box to enable the setting "Override settings from user profile and Remote Desktop Connection on Terminal Services client".
Provide the path to the script in the box: Program path and file name:
Example:
\\TeskingSrvC\scripts\popup.vbs

Incorrect Answers:
A: A connection object is created when a user connects to the terminal server. You cannot manually create this object.
C: This is not related to Terminal Services. This setting will run a program on every computer when a user logs in.
D: We need to configure the server properties, not the client properties.

QUESTION 33
You are the network administrator for TestKing. The network consists of a single Active Directory domain named testking.com. The functional level of the domain is Windows Server 2003.

You install Terminal Services on all domain controllers. However, your technical support specialists report that they cannot use Terminal Services to access any domain controllers.

Which action or actions should you perform to solve this problem? (Choose all that apply)

A. Install Remote Desktop for Administration.
B. Require the support specialists to use a console session to connect to the terminal servers.
C. Add the Remote Administrators group to the Account Operators group.
D. Add the support specialists to the Remote Desktop group.

E. Modify the Default Domain Controller Group Policy object (GPO) to grant the **Log on locally** user right to the support specialists.

Answer: D
Explanation/Reference:
Explanation: The Remote Desktop group has the necessary permissions to connect to the domain controllers using Terminal Services. We simply need to add the support specialists to the Remote Desktop group.

Terminal Server mode
Allows multiple remote clients to simultaneously access Windows-based applications that run on the server. This is the traditional Terminal Server deployment.

Remote Desktop for Administration
Is used to remotely manage Windows Server 2003 servers.
This mode is designed to provide operators and administrators with remote access to typical back-end servers and domain controllers.
The administrator has access to the graphical user interface-based tools that are available in the Windows environment, even if he or she is not using a Windows-based computer to administer the server.

Incorrect Answers:
A: Remote Desktop for Administration is installed by default in Windows Server 2003.
For security reasons it is disabled by default. It can be enabled through the System control panel.
B: They do not require a console session.
C: The Account Operators do not have permission to connect using Terminal Services.
E: Although this is required, this is not enough to allow the support specialists to connect using Terminal Services. The Remote Desktop group have the right to log on locally, but only via Terminal Services.

QUESTION 34
You are the network administrator for TestKing. The network configuration is shown in the Network exhibit.

A DHCP server on the local subnet is configured to assign IP addresses to client computers in the 10.10.22.20 – 10.10.22.254 range.

All client computers connect to the Internet by using the server named TESTKINGNAT.
TESTKINGNAT is a Windows 2003 Server that has Routing and Remote Access installed.
TESTKINGNAT has the NAT/Basic Firewall routing protocol enabled. The network interfaces on TESTKINGNAT are configured as shown in the following table.

Interface name	IP address	Connect to
Ethernet1	10.10.22.10	LAN
Ethernet2	131.107.100.202	Internet

The configuration of the NAT/Basic Firewall routing on TESTKINGNAT is shown in the NAT Configuration exhibit:

Client computers are unable to connect to the Internet

You run the ping command from a command prompt on Windows XP Professional computer on the local network, and you receive the following result.

```
C:\>ping 10.10.22.10
Pinging 10.10.22.10 with 32 bytes of data:
Request timed out:
Request timed out:
Request timed out:
```

```
Request timed out:
Ping statistics for 10.10.22.10: Packets: Sent = 4, Received = 0, Lost = 4 (100%
loss),
```

You need to ensure that client computers are able to connect to the Internet.

Which two actions should you perform? (Each correct answer presents part of the solution. Choose two)

x045 (exhibit):

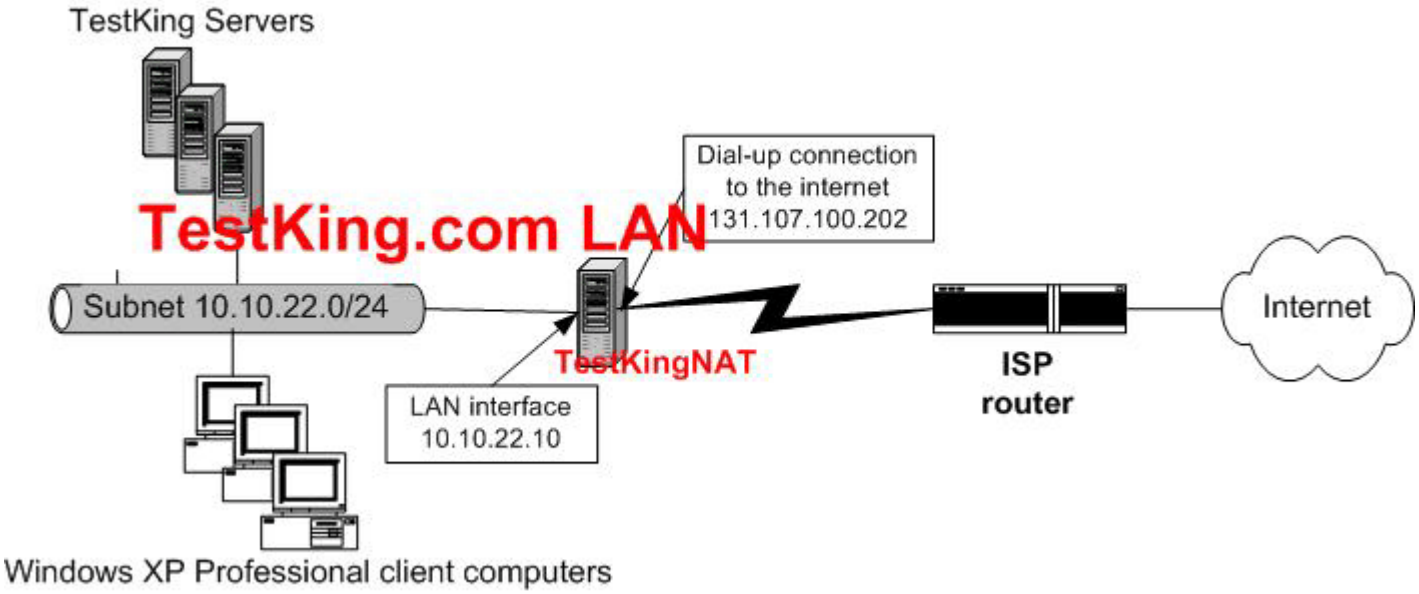

x045_2 (exhibit):

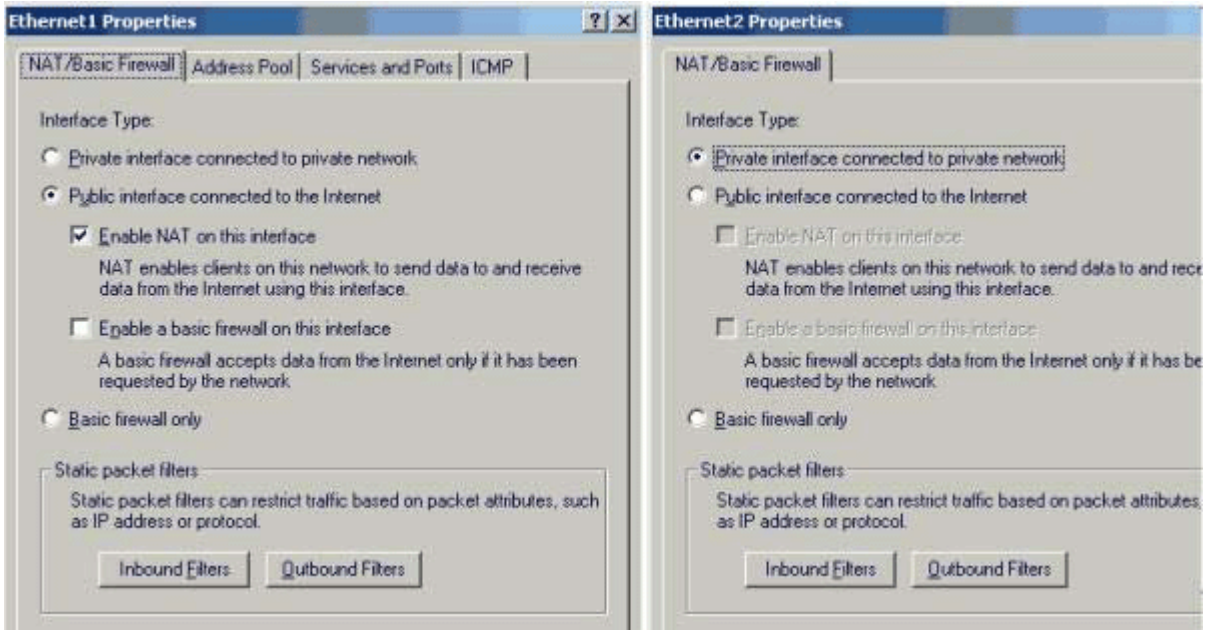

A. Configure the DHCP server to assign a default gateway of 131.107.100.202 to client computers.
B. Configure the DHCP server to assign a default gateway of 131.107.100.201 to client computers.
C. Configure the NAT/Basic Firewall interface type for Ethernet1 to be a private interface.
D. Configure the NAT/Basic Firewall interface type for Ethernet2 to be a public interface.

E. Configure the outbound port filters on Ethernet1 to allow all network protocols.
F. Configure the outbound port filters on Ethernet2 to allow all network protocols.

Answer: CD
Explanation/Reference:
Explanation: We can see from the exhibits that Ethernet1 is the interface connected to the LAN, and Ethernet2 is the interface connected to the Internet. Ethernet1 should be configured as the private interface, and Ethernet2 should be configured as the public interface.

Incorrect Answers:
A: The default gateway for the client computers should be set to 10.10.22.10.
B: The default gateway for the client computers should be set to 10.10.22.10.
E: This is not a port filter problem. The NAT interfaces are incorrectly configured.
F: This is not a port filter problem. The NAT interfaces are incorrectly configured.

QUESTION 35
You are the network administrator for TestKing. The network originally consists of a single Windows NT 4.0 domain.

You upgrade the domain to a single Active Directory domain. All network servers now run Windows Server 2003, and all client computers run Windows XP Professional.

Your staff provides technical support to the network. They frequently establish Remote Desktop connections with a domain controller named DC1.

You hire 25 new support specialists for your staff. You use Csvde.exe to create Active Directory user accounts for all 25.

A new support specialist named King reports that he cannot establish a Remote Desktop connection with DC1. He receives the message shown in the Logon Message exhibit:

You open Gpedit.msc on DC1. You see the display shown in the Security Policy exhibit:

You need to ensure that King can establish Remote Desktop connections with DC1.

What should you do?

x046 (exhibit):

x046_2 (exhibit):

Policy	Security Setting
Accounts: Administrator account status	Enabled
Accounts: Guest account status	Disabled
Accounts: Limit local account use of blank passwords to console logon only	Enabled
Accounts: Rename administrator account	Administrator
Accounts: Rename guest account	Guest
Audit: Audit the access of global system objects	Disabled
Audit: Audit the use of Backup and Restore privilege	Disabled
Audit: Shut down system immediately if unable to log security audits	Disabled
Devices: Allow undock without having to log on	Enabled
Devices: Allowed to format and eject removable media	Administrators
Devices: Prevent users from installing printer drivers	Enabled
Devices: Restrict CD-ROM access to locally logged-on user only	Disabled
Devices: Restrict floppy access to locally logged-on user only	Enabled
Devices: Unsigned driver installation behavior	Do not allow installation
Domain controller: Allow server operators to schedule tasks	Not Defined
Domain controller: LDAP server signing requirements	None
Domain controller: Refuse machine account password changes	Not Defined
Domain member: Digitally encrypt or sign secure channel data (always)	Enabled
Domain member: Digitally encrypt secure channel data (when possible)	Enabled
Domain member: Digitally sign secure channel data (when possible)	Enabled
Domain member: Disable machine account password changes	Disabled
Domain member: Maximum machine account password age	30 days
Domain member: Require strong (Windows 2000 or later) session key	Enabled

A. Direct King to establish a VPN connection with DC1 before he starts Remote Desktop Connection.
B. Direct King to set a password for his user account before he starts Remote Desktop Connection.
C. In the local security policy of DC1, disable the **Require strong (Windows 2000 or later) session key** setting.
D. In the local security policy of DC1, enable the **Disable machine account password changes** setting.

Answer: B
Explanation/Reference:
Explanation: The exhibit shows us that logons by accounts with blank passwords are limited to console logons only (this is also the default setting). The error message indicates that this is the reason that King is unable to connect with a Remote Desktop connection. We can solve this problem by instructing King to set a password for his user account before he starts a Remote Desktop Connection.

Incorrect Answers:
A: It is not necessary to create a VPN connection before starting a Remote Desktop Connection.
C: This won't help. The client computer is running Windows XP Professional, which can use a strong session key.
D: This is unrelated to Remote Desktop connections.

QUESTION 36
You are the network administrator for TestKing. The network consists of a single Active Directory domain named testking.com. The domain contains three servers. Information about the servers is shown in the following table.

Name	Operating system	Role
TestKingA	Windows Server 2003	Domain controller, DNS server
TestKingB	Windows Server 2003	Domain controller, DNS server
TestKingC	Windows 2000 Server	Application server

TestKingA is the start of authority (SOA) for testking.com.

TestKing adds a new branch office. The network in the new office is assigned to a child DNS domain named south.testking.com. The two domains connect to each other through a VPN connection. TestKingB is configured as the SOA for south.testking.com.

A Windows XP Professional computer named TestKing1 is located in the testking.com domain. The relevant portion of the network is shown in the exhibit.

A user reports that he cannot connect to TestKingC from TestKing1. You need to ensure that client computers in the testking.com domain can resolve host named in south.testking.com.

What are two possible ways to achieve this goal? (Each correct answer presents a complete solution. Choose two)

Exhibit:

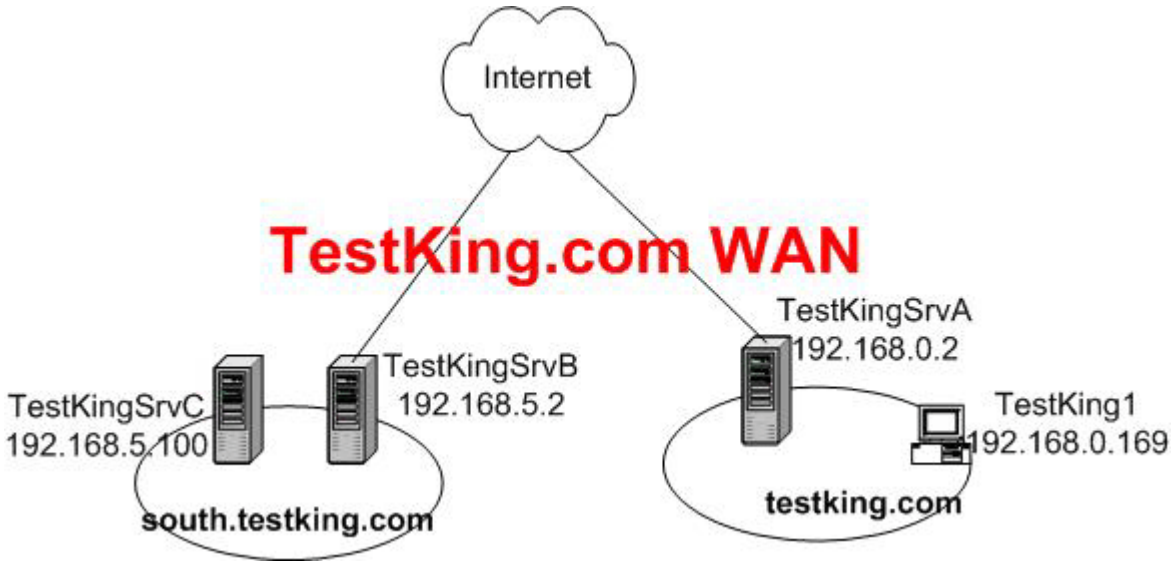

A. On TestKingB, add a host (A) record for TestKingA.
B. On TestKingA, add a delegation for south.testking.com.
C. On TestKingB, add a pointer (PTR) record for TestKingA.testking.com.
D. On TestKingA, add a host (A) record for TestKingB.
E. On TestKingA, add a stub zone for south.testking.com.

Answer: BE
Explanation/Reference:
Stub zone.
A partial copy of a zone that can be hosted by a DNS server and used to resolve recursive or iterative queries. Stub zones contain the Start of Authority (SOA) resource records of the zone.
the DNS resource records that list the zone's authoritative servers, and the glue A (address) resource records that are required for contacting the zone's authoritative servers.

Delegation.
The process of distributing responsibility for domain names between different DNS servers in your network.
For each domain name delegated, you have to create at least one zone.
The more domains you delegate, the more zones you need to create.

Incorrect Answers:
A: This won't help. This will just enable clients in south.testking.com to locate TestKingA by hostname.
C: This will just enable clients in south.testking.com to resolve an IP address to TestKingA.

D: This will enable clients in testking.com to locate only TestKingA, not all computers in south.testking.com.

QUESTION 37
You are the network administrator for TestKing. The network consists of a single Active Directory domain named testking.com. The network contains a Windows Server 2003 computer named TestKingSrvA. TestKingSrvA is a domain controller and primary DNS server for testking.com.

The company opens a new branch office. A Windows Server 2003 computer named TestKingSrvB is located at the new office. TestKingSrvB is a domain controller and a DNS server. You set up a DNS zone for east. testking.com on Serve2.

You need to ensure that computers in testking.com can resolve host names in east.testking.com on TestKingSrvB.

What are two possible ways to achieve this goal? (Each correct answer presents a complete solution. Choose two)

A. Add a start-of-authority (SOA) record to TestKingSrvA that refers to TestKingSrvB.east.testking.com.
B. Add a new delegation on TestKingSrvA for east.testking.com to TestKingSrvB.
C. Add a new stub zone to TestKingSrvA named east.testking.com.
D. Add a service locator (SRV) record to TestKingSrvA that refers to TestKingSrvB.east.testking.com.

Answer: BC
Explanation/Reference:
Stub zone.
A partial copy of a zone that can be hosted by a DNS server and used to resolve recursive or iterative queries. Stub zones contain the Start of Authority (SOA) resource records of the zone - the DNS resource records that list the zone's authoritative servers, and the glue A (address) resource records that are required for contacting the zone's authoritative servers.

Delegation.
The process of distributing responsibility for domain names between different DNS servers in your network. For each domain name delegated, you have to create at least one zone. The more domains you delegate, the more zones you need to create.

A delegation or a stub zone will enable TestKingSrvA to forward resolution requests for east.testking.com to TestKingSrvB.

Incorrect Answers:
A: The SOA record must exist in the delegated zone.
D: We need NS records to point to TestKingSrvB, not SRV records.

QUESTION 38
You are the network administrator for Test King Inc. The network consists of a single Active Directory forest. The forest contains three domains named testking.com, corp.testking.com, and regions.testking.com. The company has offices in many cities.

All domain controllers are configured as DNS servers. Zone replication for each DNS zone is configured to occur between the domain controllers in each domain.

The domain controllers are configured as shown in the following table.

Domain controller	Office location	Zones hosted
TestKing1	Chicago	testking.com
TestKing2	Chicago	corp.testking.com
TestKing3	Detroit	regions.testking.com
TestKing4	Denver	regions.testking.com
TestKing5	Boston	regions.testking.com

You perform a recursive query against TestKing1 and discover that TestKing1 queries only TestKing3 for the zone information in regions.testking.com.

You need to ensure that a recursive query against TestKing1 will request information from TestKing4 and TestKing5, in addition to TestKing3. You also need to ensure that any domain controllers that are added to regions.testking.com will be added automatically to the list of servers against which TestKing1 will query.

What should you do?

A. On TestKing1, create a stub zone for regions.testking.com.
B. On TestKing1, create a secondary zone for regions.testking.com.
C. On TestKing3, configure regions.testking.com to replicate to all DNS servers in the forest.
D. On TestKing3, configure regions.testking.com to replicate to all DNS servers in the domain.

Answer: A
Explanation/Reference:
Explanation: A stub zone will list all the name servers for regions.proseware.com. Name resolution requests for hosts in regions.proseware.com will be forwarded to the three regions.proseware.com servers. The stub zone information will be automatically updated if name servers are added to regions.proseware.com.

Incorrect Answers:
B: A secondary zone doesn't forward resolution requests.
C: Replicating to all DNS servers in the forest won't help, because the DNS servers will only be able to use the replicated information if they have a zone configured on them for regions.testking.com.
D: Similar to answer C, this won't work.

QUESTION 39
You are the network administrator for TestKing. Your network consists of three Active Directory domains in a single forest. You do not have administrative rights to the forest.

All domain controllers run Windows Server 2003. Universal group membership caching is enabled.

TestKing has a main office in Madras and five branch offices located worldwide. Each office is configured as an Active Directory site, as shown in the exhibit.

Each office contains three domain controllers, one for each domain.

A new employee named Dr King is hired in the Berlin office. You create a new user account for Dr King from a domain controller in Berlin. However, Dr King reports that he cannot log on to his domain. Other users from Berlin reports no difficulties.

You need to ensure that Dr King can log on successfully.

What should you do?

Exhibit:

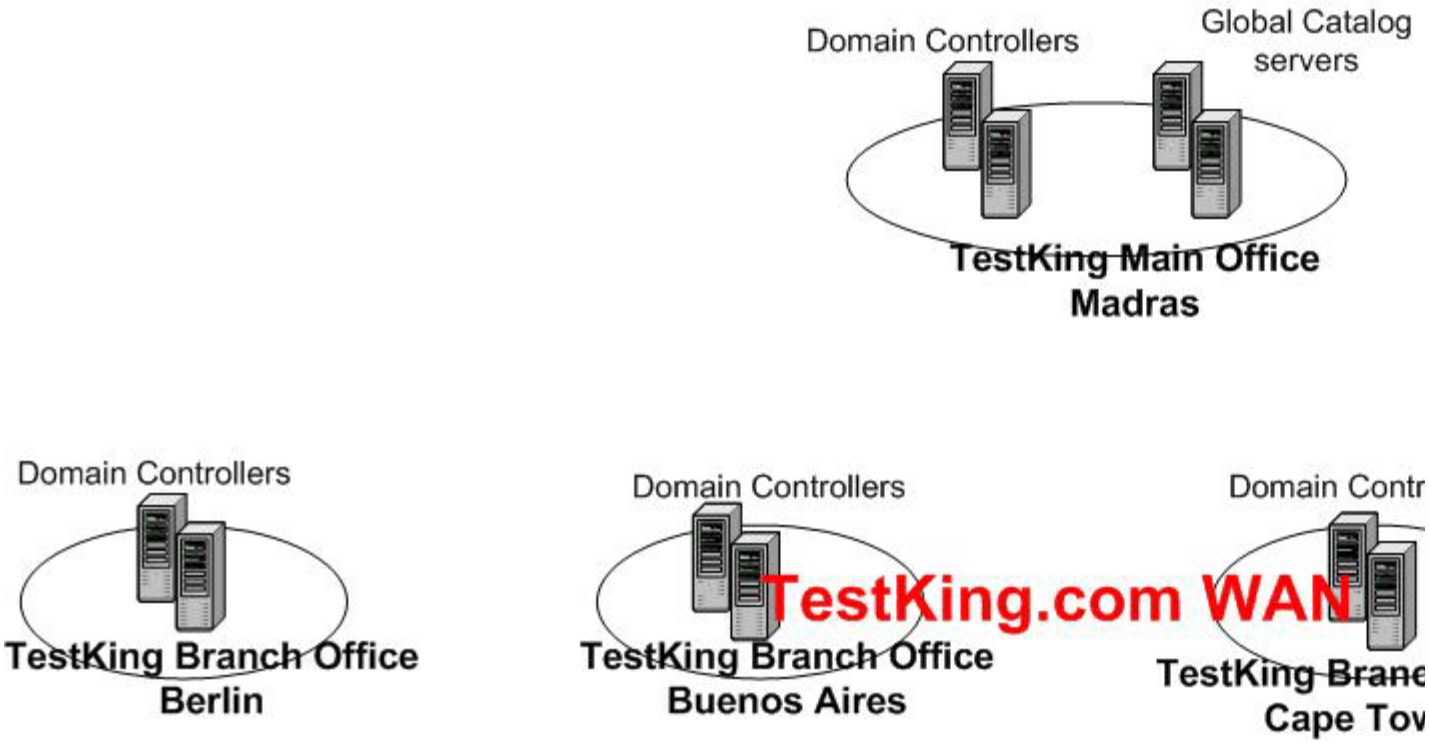

A. Delete the user account in Berlin.
   Recreate the user account in Madras.
B. Force directory replication between all domain controllers in Berlin.
C. Restore network connectivity between the domain controllers in Berlin and Madras.
D. Instruct Dr King to use his user principal name when he logs on for the first time.

Answer: C
Explanation/Reference:
Explanation: When a new user logs on to a native mode domain, the authenticating domain controller needs to be able to contact a Global Catalog server to obtain universal group information. The Global Catalog servers are in the Madras office, so a lack on network connectivity between Berlin and Madras would prevent the new user from being able to log on. The reason no one else has a problem logging on is that Universal Group caching is enabled. However, the information in the cache on the Berlin domain controller is out of date in the sense that it doesn't contain information about the new user.

Incorrect Answers:
A: The account does not need to be created in Madras. It can be created on any domain controller in the domain.
B: The domain controllers in Berlin are in separate domains. They do not need to replicate to each other.
D: You don't have to log on using your UPN name. The question states that the user couldn't log on to "his" domain. This implies that he either attempted to log on using his UPN or he entered his downlevel username and selected the correct domain in the drop down box.

QUESTION 40
You are the network administrator for TestKing.

You work in the TestKing's branch office in Cape Town. The network in your office consists of 40 Windows XP Professional desktop computers and one Windows Server 2003 computer named TestKing3. TestKing3 connects to the Internet through a 512-Kbps leased line. The main office of the company is in Johannesburg.

Users of the desktop computers in the Cape Town office are developers who are developing a new software product. You want these users to place daily builds of the product in a shared folder on TestKing3. You want developers in the Johannesburg office to be able to download the daily builds from TestKing3 by using FTP.

You install IIS on TestKing3 and configure the FTP site so that it is available to the developers in the Johannesburg office. However, when you monitor inbound Internet connection attempts to TestKing3, you notice many attempted HTTP connections.

You want to secure TestKing3 so that it is not susceptible to malicious Internet users. TestKing3 must also connect to the Internet to use Windows Update and to download virus definition updates. You do not want to purchase additional hardware or software.

What should you do on TestKing3?

A. Enable Internet Connection Sharing (ICS).
B. Configure port filtering on the network adapter to allow only TCP port 80 and TCP port 21.
C. Enable Internet Connection Firewall (ICF) and create service setting in the Internet Connection Firewall settings that allows:
   Internal and external TCP port 21 to TestKing3.
   Internal and external TCP port 80 to TestKing3.
D. Enable Internet Connection Firewall (ICF) and select the **FTP Server** check box in the **Services** tab. Enter TestKing3 as the server hosting the FTP services.

Answer: A
Explanation/Reference:
Connecting to the Internet in a home or small office network

With the Internet Connection Sharing (ICS) feature of Network Connections, you can connect your home or small office network to the Internet. For example, you might have a home network that connects to the Internet by using a dial-up connection. By enabling ICS on the computer that uses the dial-up connection, you provide network address translation (NAT), addressing (DHCP Allocator), and name resolution (DNS Proxy) services for all of the computers on your network.

When ICS has been enabled on a network connection, the following network connection icon appears in Network Connections:

After ICS is enabled, and users verify that they are all joined to the same networking workgroup as the ICS host , home or small office network users can use programs such as Internet Explorer and Outlook Express as if they were directly connected to the Internet service provider (ISP). The ICS host computer connects to the ISP and creates the connection so that the user can reach the specified Web address or resource.

ICS is intended for use in a home or small office where network configuration and the Internet connection are managed by the computer where the shared connection resides. It is assumed that this computer is the only Internet connection on the network, the only gateway to the Internet, and that ICS sets up all internal network addresses.

You might need to configure services on the ICS host computer to work properly across the Internet. The Web services that you provide must be configured so that Internet users can access them.

ICS requires two connections in order to work:
One public and one private. The private connection, typically a LAN adapter, connects the ICS host computer to the computers on your home or small office network. The public connection, typically a DSL, cable, or dial-up modem, connects your network to the Internet.

Enable ICS on the public connection of your home or small office network, and before doing so, ensure that the network connection that ICS will use as the private connection connects only to your home or small office

network.

If you have only one connection to your network, that connection is automatically selected as the private side of your shared Internet connection when you enable ICS.

If you have two or more connections to your network, you must do one of the following in order to enable ICS:

- Select one connection to be the private side of your shared Internet connection.
- Set up Network Bridge to include all of the private connections to your network, so that Network Bridge serves as the private side of your shared Internet connection. If you set up Network Bridge to include all of the connections to your network, Network Bridge is automatically selected as your private connection when you enable ICS. If you do not set up Network Bridge to include all of the connections to your network, you can still select Network Bridge as your private connection.

Incorrect Answers:

B Is not correct because permit HTTP (port 80) and FTP (Port 21)
C Is not correct as B because permit traffic from internal and external sources to both protocols and port HTTP (port 80) and FTP (Port 21)
D Is not correct only permit FTP traffic and you must be able **to use Windows Update and to download virus definition updates.**

QUESTION 41
You are the network administrator for TestKing. The company registers the DNS domain name testking.com. The testking.com DNS domain will contain the host name records for three servers in the company that are accessible from the Internet. One of these servers functions as a Web server, one functions as an FTP server, and one functions as a mail server.

The primary name server for the testking.com zone is a Windows Server 2003 computer named TESTKINGSRVA. TESTKINGSRVA is on a network segment that is accessible from the Internet.

The company also wants to use the DNS namespace testking.com to register hosts from the internal network. The internal network is protected by a firewall that filters traffic from the Internet. The written company security policy states that host names on the internal network must not be resolved by queries from the Internet.

You install Windows Server 2003 on a computer named TESTKINGSRVB. TESTKINGSRVB will be used to allow computers on the internal network to resolve host names in the testking.com namespace. All computers on the internal network will be configured to use TESTKINGSRVB as their DNS server. The company network is configured as shown in the exhibit.

You need to configure TESTKINGSRVA and TESTKINGSRVB so that all computers on the internal network can resolve the host names of
• other computers on the internal network, and
• the three servers that are accessible from the Internet.

Which two actions should you perform? (Each correct answer presents part of the solution. Choose two)

Exhibit:

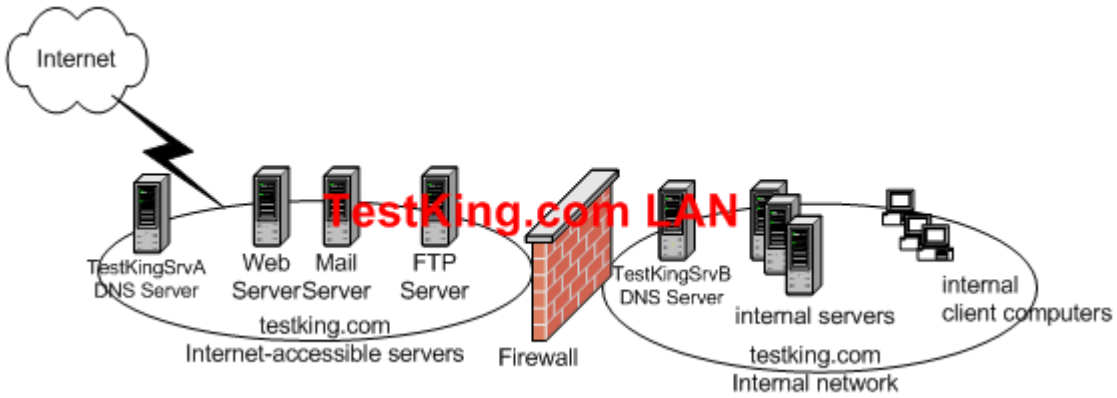

A. Create a primary DNS zone named testking.com on TESTKINGSRVB.
B. Create a secondary DNS zone named testking.com on TESTKINGSRVB.
C. Configure DNS forwarding from TESTKINGSRVB to TESTKINGSRVA.
D. Configure DNS forwarding from TESTKINGSRVA to TESTKINGSRVB.
E. Manually add a host (A) record for each computer on the internal network to the testking.com zone on TESTKINGSRVA.
F. Manually add a host (A) record for each Internet-accessible computer to the testking.com zone on TESTKINGSRVB.

Answer: AF
Explanation/Reference:
We want to use the testking.com name for our internal network, so we must configure a primary zone named testking.com on the internal server. For the internal server to resolve the hostnames of the external servers, we must manually add a host (A) record for each server on the internal DNS server.

Incorrect Answers:
B: We need a primary zone for the internal network.
C: We don't need to configure forwarding. The question doesn't state that we need to resolve internet host names. We only need to resolve the names of the external servers.
D: This is not required.
E: This would enable external hosts to resolve hostnames from the internal network.

QUESTION 42
You are the network administrator for TestKing. The network consists of a single Active Directory domain named testking.com. The domain contains Windows Server 2003 computers and Windows XP Professional computers.

The domain contains a group named SalesAdmin. Members of the SalesAdmin group need the permission to add Group Policy links and create Group Policy objects (GPOs) for only the Sales organizational unit (OU).

You need to configure the domain to provide the SalesAdmin group with the minimum permissions necessary to meet these requirements.

What should you do?

A. Add the SalesAdmins group to the Group Policy Creator Owners group.
B. Configure the discretionary access control list (DACL) on all of the Group Policy links for the Sales OU to assign the SalesAdmins group the **Allow – Apply Group Policy** permission.
C. Run the Delegation of Control wizard on the domain to assign the SalesAdmin group the **Manage Group Policy links** task.

D. Run the Delegation of Control wizard on the Sales OU to assign the SalesAdmins group the **Manage Group Policy links** task.

Answer: D
Explanation/Reference:
Reference: Designing a Group Policy Infrastructure Windows Resource Kits

Delegating Group Policy-Related Permissions on Sites, Domains, and OUs
Managing GPO links

To specify which Group Policy objects are linked to a given site, domain, or OU, use the Group Policy tab in the Properties page for a site, domain, or OU. This property page stores the user's choices in two Active Directory properties called gPLink and gPOptions. The gPLink property contains the prioritized list of Group Policy objects and the gPOptions property contains the Block Policy Inheritance setting.

To manage GPO links to a site, domain, or OU, you must have Read and Write access to the gPLink and gPOptions properties. By default, Domain Administrators have this permission for domains and OUs, and Enterprise Administrators and Domain Administrators of the forest root domain can manage links to sites. You can delegate rights to additional groups and users by using the Delegation Wizard and selecting the Manage Group Policy links predefined task.

QUESTION 43
You are the network administrator for TestKing. The network consists of a single Active Directory forest. The forest contains one domain named testking.com.

The network contains two subnets named subnet A and subnet B. The two subnets are connected by a router. The network also contains four Windows Server 2003 computers, 300 Windows 2000 Professional computers, and 25 Windows NT Server 4.0 computers. Three of the servers are configured as shown in the following table.

Server	Server role	Installed applications and services	Operating system	Subnet
TestKingSrvA	Domain controller	Active Directory-integrated DNS, Certificate Services	Windows Server 2003	A
TestKingSrvB	Mail server	Microsoft Exchange Server 5.5	Windows NT Server	A
TestKingSrvC	File and print server	WINS, DHCP, secondary DNS	Windows 2000 Server	B

The DNS zone currently records for only Windows 2000 Professional computers. Each client computer is configured to transmit name resolution requests to TestKingSrvA and TestKingSrvC. Users are able to access all resources on the network.

You plan to change the TCP/IP settings for each client computer to remove the pointer to TestKingSrvC.

You need to ensure that the client computers can continue to access e-mail.

What should you do?

A. In the advanced TCP/IP settings, enable NetBIOS over TCP/IP.
B. In the advanced TCP/IP settings, enable Lmhosts lookup.
C. In the properties of testking.com, add a name server (NS) resource record for TestKingSrvC.
D. In the properties of testking.com, enable WINS forward lookup.

Answer: D
Explanation/Reference:

Explanation: The mail server is a Windows NT server. The NT server doesn't have a record in DNS. To locate the mail server, the clients query the WINS server (WINS resolves NetBIOS names to IP addresses). The question states that the clients will be configured to not query the WINS server (TestKingSrvC hosts the WINS service). This means that the client computers will not be able to locate the mail server. We can resolve this by configuring the DNS server to forward unresolved requests to the WINS server. We do this by enabling WINS forward lookup on the DNS server.

Incorrect Answers:
A: This will not enable the clients to locate the mail server.
B: This won't work, because the mail server doesn't have an entry in the LMhosts file.
C: NS records point to DNS servers. The DNS server isn't able to resolve the address of the mail server.

QUESTION 44
You are the network administrator for TestKing. The network consists of a single Active Directory domain named testking.com. All network servers run Windows Server 2003, and all client computers run Windows XP Professional.

You install Terminal Server on three member servers named TestKing1, TestKing2, and TestKing3. You add a domain group named HR to the Remote Desktop Users group on all three terminal servers.

One week later, you discover that files on TestKing1 and TestKing2 were deleted by a user named Tess, who is a member of the HR group.

You need to prevent Tess from connecting to any of the terminal servers.

What should you do?

A. On all three terminal servers, modify the RDP-Tcp connection permissions to assign the **Deny – Users Access** and the **Deny – Guest Access** permissions to the HR group.
B. On all three terminal servers, modify the RDP-Tcp connection permissions to assign the **Allow – Guest Access** permission to Tess's user account.
C. In the properties of Tess's user account, disable the **Allow logon to a terminal server** option.
D. On all three terminal servers, modify the RDP-Tcp connection permissions to assign the **Deny – User Access** and the **Deny –Guest Access** permissions to the Remote Desktop Users group.
E. In the properties of Tess's user account, enable the **End session** option.

Answer: C
Explanation/Reference:
Explanation: Tess is a member of the HR group which is a member of the Remote Desktop Users group on the member servers. This gives her permission to log in to the member servers. We can deny that permission by disabling the "Allow logon to a terminal server" option on the Terminal Services Profile tab in the properties of her user account. This setting will override the permissions given to her by way of group membership.

Incorrect Answers:
A: The Deny – Users access permission will deny all users access to the terminal servers.
B: We need to prevent Tess from connecting to the terminal servers. Allowing Guest – access will still enable her to connect.
D: This will prevent anyone from connecting to the terminal servers.
E: The End Session option will only limit the time Tess can connect to the servers for; it will not prevent her connecting to the servers.

QUESTION 45
You are the network administrator for TestKing. The network consists of a single Active Directory domain

named testking.com. The network contains 15 Windows Server 2003 computers that function as intranet Web servers.

You install a Windows Server 2003 computer named TestKing7 with Routing and Remote Access. TestKing7 has the NAT/Basic Firewall routing protocol enabled to route traffic between the LAN and the Internet. TestKing7 uses an internal LAN IP address of 10.10.1.1

The 15 intranet Web servers use a DNS server named Server3 for local host name resolution. Each of the 15 intranet Web servers uses static IP configuration as shown in the TCP/IP properties exhibit.

The Web servers also require Internet access to display certain public Web content within intranet Web pages. All the Web servers are configured with the Internet Explorer LAN settings shown in the LAN Settings exhibit.

Local network users report that only the local Web content on the intranet Web servers appears. You attempt to access public Web pages from one of the intranet Web servers and confirm that it cannot access public Internet Web content.

You want the 15 intranet Web servers to access public Internet Web content.

What should you do?

x057 (exhibit):

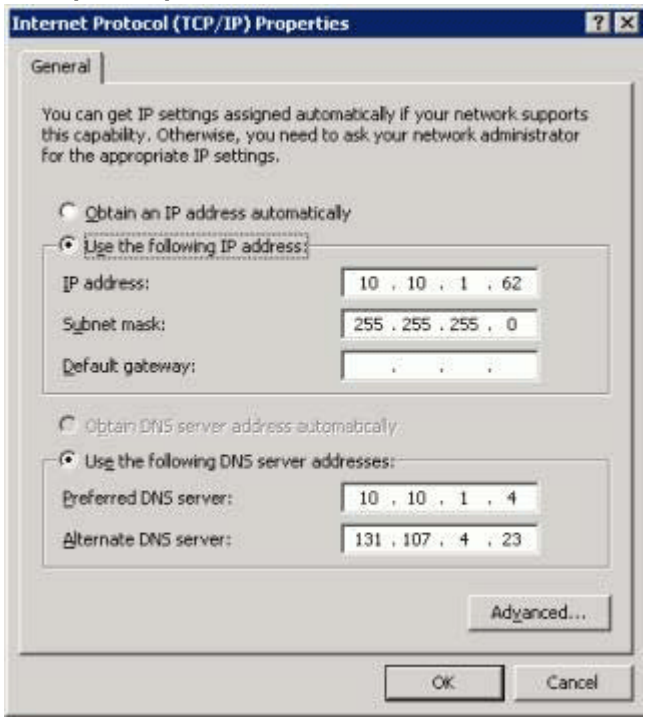

x057_2 (exhibit):

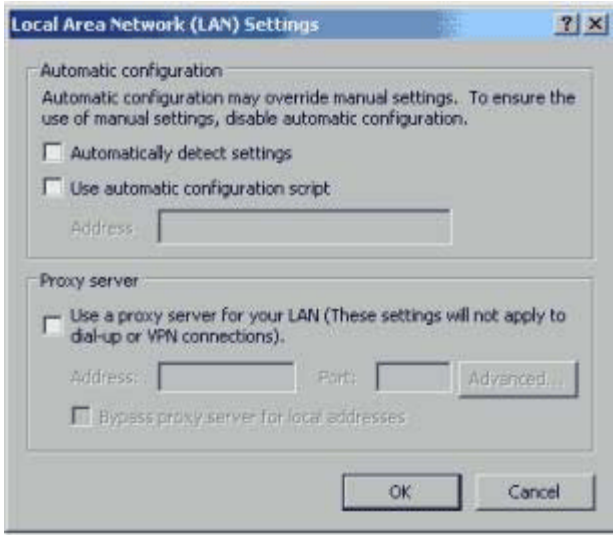

A. On the DHCP server, create DHCP client reservations for each of the Web servers.
B. In the Internet Explorer LAN settings, use a proxy server address of 10.10.1.1 and a port number of 8080.
C. In the Internet Explorer LAN settings, select **Automatically detect settings**.
D. Configure the Internet Explorer LAN settings to use an automatic configuration script pointing to **http://TestKing7:8080/arrat.dll?Get.Routing.Script**.
E. Configure TCP/IP properties of each Web server to use 10.10.1.1 as the default gateway.

Answer: E
Explanation/Reference:
Explanation: The server running Routing and Remote Access is configured to share an Internet connection with computers on the private network and to translate traffic between its public address and the private network.

Computers on the Internet will not be able to determine the IP addresses of computers on the private network. Configuring the Web server to use TestKing7 internal IP address as is default gateway will ensure that external requests will be forwarded and resolved by NAT/Firewall and these request will be sent to the Internet.

Incorrect Answers:
A: The web servers have static IP addresses. They don't use DHCP.
B: We need to configure the default gateway, not the proxy address.
C: This setting is used to discover a proxy server. We need to configure the default gateway, not the proxy address.
D: This script doesn't exist.

QUESTION 46
You are the network administrator for TestKing. The company consists of a main office and five branch offices. Network servers are installed in each office. All servers run Windows Server 2003.

The technical support staff is located in the main office. Users in the branch offices do not have the Log on locally right on local servers.

Servers in the branch offices collect auditing information.

You need to ability to review the auditing information located on each branch office server while you are working at the main office. You also need to save the auditing information on each branch office server in the

local hard disk.

Which two actions should you perform? (Each correct answer presents part of the solution. Choose two)

A. From the Security Configuration and Analysis snap-in, save the appropriate .inf file on the local hard disk.
B. Solicit Remote Assistance from each branch office server.
C. From Computer Management, open Event Viewer.
Save the appropriate .evt file on the local hard disk.
D. Run Secedit.exe, specifying the appropriate parameters.
E. Establish a Remote Desktop client session with each branch office server.

Answer: CE
Explanation/Reference:
Explanation: We can connect to the branch office servers using a Remote Desktop connection. We can then use Event Viewer to save the log files to the local hard disk.

Incorrect Answers:
A: Auditing information is not stored in .inf files.
B: We don't need remote assistance; we can use a Remote Desktop client session.
D: Secedit is not used to save auditing information.

QUESTION 47
You are the network administrator for TestKing. The network consists of a single Active Directory domain named testking.com. All network servers run Windows Server 2003.

The domain contains a member server named TestKing1, which is located in an organizational unit (OU) named Servers. TestKing1 is managed by an application administrator named King. His domain user account is a member of the local Administrators group on the server. Members of this group are the only users who have the Log on locally user right on TestKing1.

The written company security policy states that only authorized individuals can access TestKing1. However, you discover that help desk technicians use the Remote Assistance feature to share their server logon session with unauthorized individuals.

You need to reconfigure TestKing1 so the Remote Assistance feature cannot be enabled or used by the help desk technicians. However, King should have the ability to enable and use this feature.

What should you do?

A. In the **System Properties** dialog box on TestKing1, disable the **Turn on Remote Assistance and allow invitations to be sent from this computer** option.
B. In the **System Properties** dialog box on TestKing1, disable the **Allow users to connect remotely to this computer** option.
C. Edit the Group Policy object (GPO) for the Servers OU by disabling the **Offer Remote Assistance** setting.
D. Edit the Group Policy object (GPO) for the Servers OU by disabling the **Solicited Remote Assistance** setting.

Answer: A
Explanation/Reference:
Remote Desktop Connection
Is installed by default on all Windows Server 2003 family operating systems.
Remote Desktop for Administration is disabled by default in Windows Server 2003 family operating systems.

Enabling users to connect remotely to the server
Before you can create a remote connection to Remote Desktop for Administration you must have the appropriate permissions.
By default, members of the Administrator group can connect remotely to the server.
However, the Remote Desktop Users group is not populated by default.
You must decide which users and groups should have permission to log on remotely, and then manually add them to the group.

To enable or disable remote connections
Open System in Control Panel.
On the Remote tab, select or clear the Allow users to connect remotely to your computer check box. Click OK.

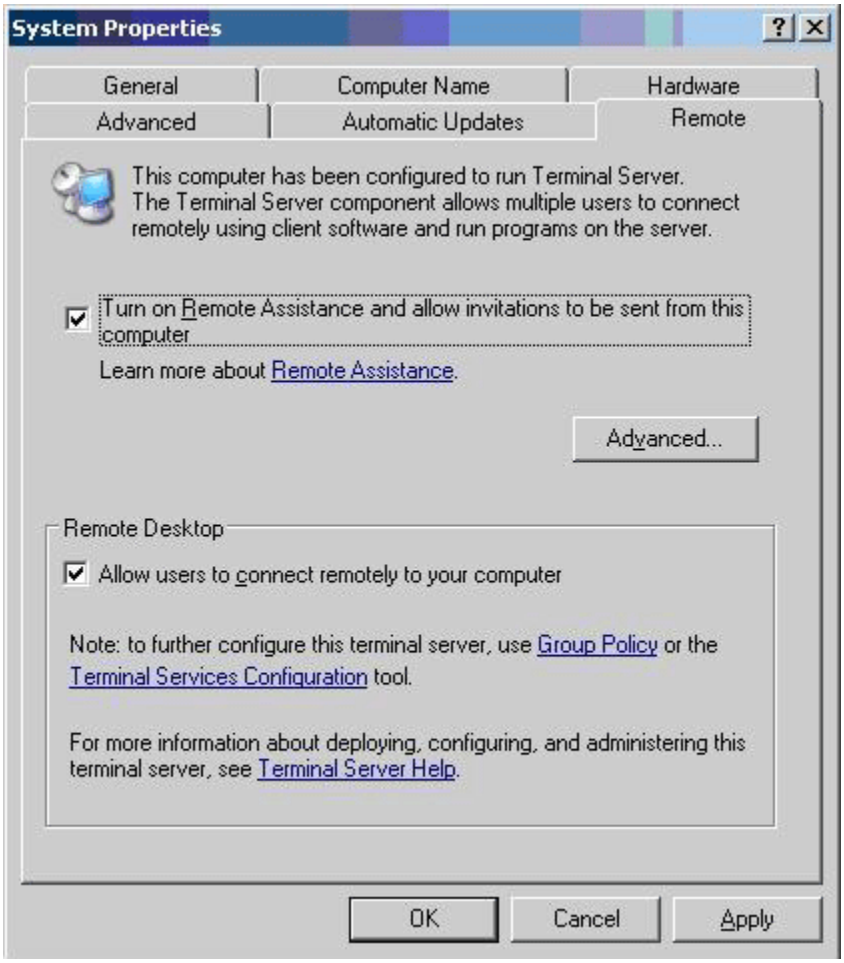

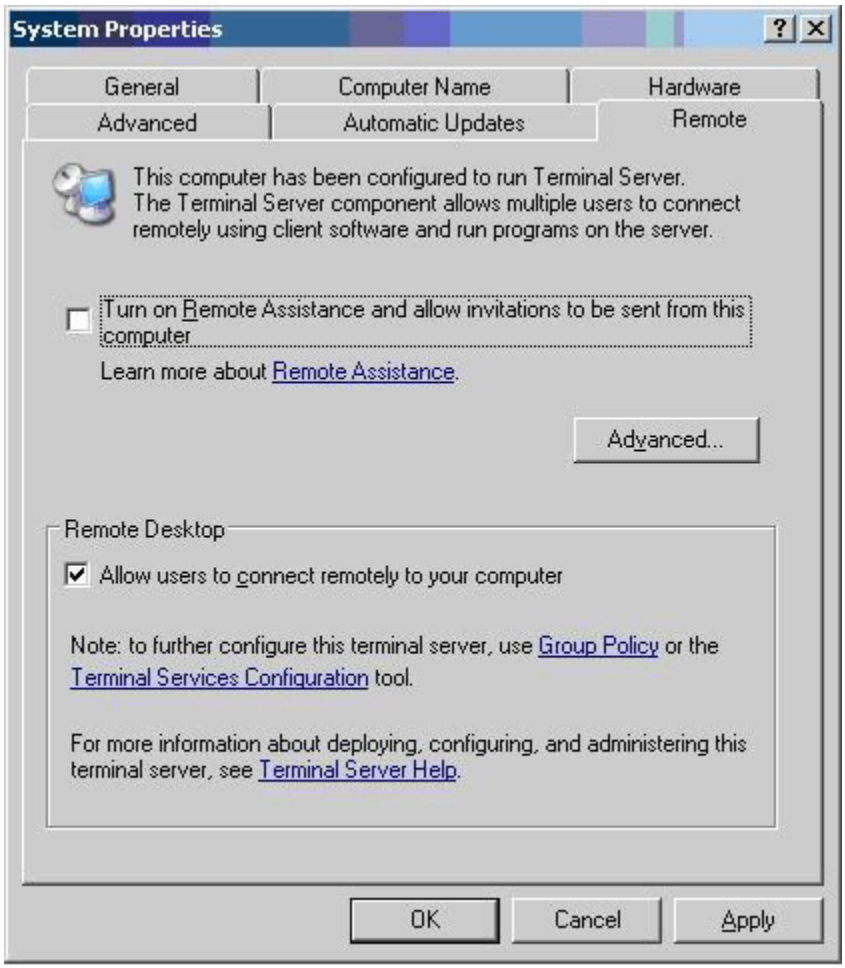

Incorrect Answers:
B: We need to disable Remote Assistance, not Remote Desktop.
C: King needs to be able to enable Remote Assistance. A group policy applied to the server would prevent King from enabling Remote Assistance.
D: King needs to be able to enable Remote Assistance. A group policy applied to the server would prevent King from enabling Remote Assistance.

QUESTION 48
You are the network administrator for TestKing. The network consists of a single Active Directory domain named testking.com. All network servers run Windows Server 2003, and all client computers run Windows XP Professional.

XML Web services for the internal network run on a member server named TestKingSrv1, which is configured with default settings. You are a member of the local Administrators group on TestKingSrv1.

You need the ability to remotely manage TestKingSrv1. You have no budget to purchase any additional licensing for your network until the next fiscal year.

How should you reconfigure TestKingSrv1?

A. In the **System Properties** dialog box, enable Remote Desktop.
B. Add your user account to the Remote Desktop Users local group.

C. In the **System Properties** dialog box, enable Remote Assistance.
D. Install Terminal Services by using Add or Remove Programs.

Answer: A
Explanation/Reference:
Enabling users to connect remotely to the server

Before you can create a remote connection to Remote Desktop for Administration you must have the appropriate permissions.
By default, members of the Administrator group can connect remotely to the server.
However, the Remote Desktop Users group is not populated by default.
You must decide which users and groups should have permission to log on remotely, and then manually add them to the group.

To enable or disable remote connections

Open System in Control Panel.

On the Remote tab, select or clear the Allow users to connect remotely to your computer check box. Click OK.

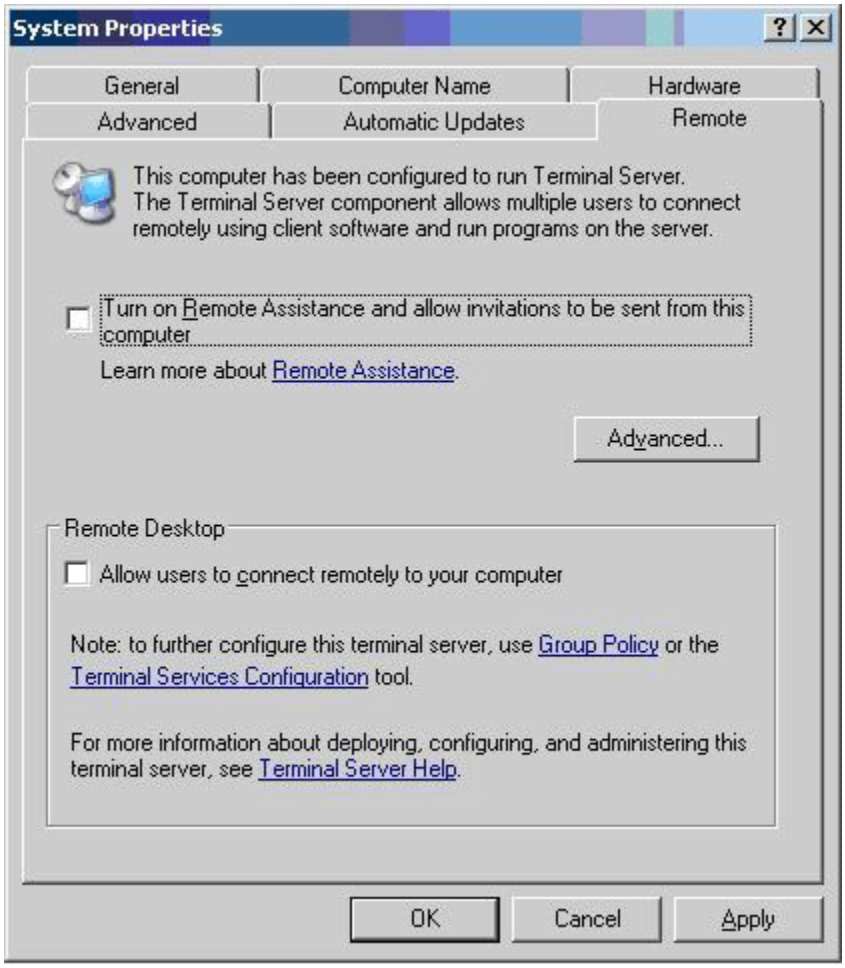

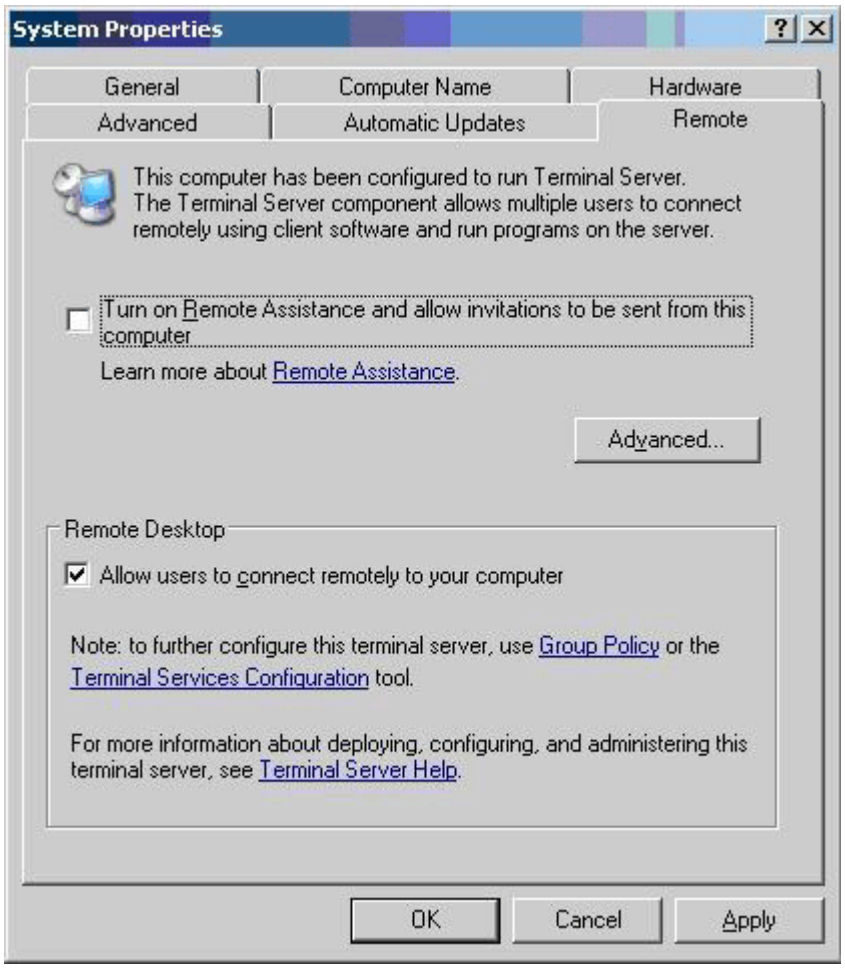

QUESTION 49
You are the network administrator for TestKing. The network consists of a single Active Directory domain named testking.com. All network servers run Windows Server 2003, and all client computers run Windows XP Professional. The network includes a member server named TestKingSrvB.

You need to create a shared folder on TestKingSrvB to store project documents. You must fulfil the following requirements:
• Users must be able to access previous versions of the documents in the shared folder.
• Copies of the documents must be retained every hour during business hours.
• A history of the last 10 versions of each document must be maintained.
• Documents that are not contained in the shared folder must not be retained.

Which two actions should you perform? (Each correct answer presents part of the solution. Choose two)

A. Create the shared folder in the root of the system disk on TestKingSrvB.
B. Create a new volume on TestKingSrvB.
Create the shared folder on the new volume.
C. Enable the **Offline Files** option to make the shared folder available offline.
D. Enable the **Offline Files** option to make the shared folder automatically available offline.
E. Use Disk Management to configure shadow copies of the volume that contains the shared folder.

Answer: BE
Explanation/Reference:
Explanation: To save previous version of files, we need to enable Shadow Copies. Whenever changes to a file are saved, a copy of the previous version of the file is automatically saved.

Incorrect Answers:
A: We should avoid using the system disk to configure Shadow Copies for better performance and to not waste disk space. We should create a new volume and configure the shared folder in that volume for project documents.
C: We need to enable Shadow Copies, not offline files.
D: We need to enable Shadow Copies, not offline files.

QUESTION 50
You are the network administrator for TestKing. The network consists of a single Active Directory domain named testking.com. All network servers run Windows Server 2003.

Recovery Console is installed on each domain controller. The disk configuration for each domain controller is shown in the following table.

Volume	Drive	Contents
Main	C:	System files, SYSVOL directory, stand-alone certification authority (CA) database
AD	D:	Ntds.dit
TESTKINGDATA	E:	Active Directory database log files, CA log files, user profiles, user data directories

MAIN is configured with both the system partition and the boot partition.

Every Friday at 6:00 P.M., you run the Automated System Recover (ASR) wizard in conjunction with removable storage media. Every night at midnight, you use third-party software to perform full backups of user profiles and user data on removable storage media.

One Friday at 8:00 P.M., an administrator reports that the CA database on a domain controller named TESTKINGDC2 is corrupted. You need to restore the database as quickly as possible.

Which two actions should you perform? (Each correct answer presents part of the solution. Choose two)

A. Restart TESTKINGDC2 by using Directory Services Restore Mode.
B. Restart TESTKINGDC2 by using the installation CD-ROM.
C. Perform a nonauthoritative restoration of Active Directory.
D. Perform a authoritative restoration of Active Directory.
E. Use the ASR disk to restore the contents of the ASR backup file.

Answer: AC
Explanation/Reference:
Explanation: To restore the CA database, we must restart the server in Directory Services Restore Mode. This is similar to Safe Mode and will not start any Active Directory services.

Normal restore
During a normal restore operation, Backup operates in non authoritative restore mode.

That is, any data that you restore, including Active Directory objects, will have their original update sequence number.
The Active Directory replication system uses this number to detect and propagate Active Directory changes among the servers in your organization.
Because of this, any data that is restored non authoritatively will appear to the Active Directory replication system as though it is old, which means the data will never get replicated to your other servers.
Instead, if newer data is available from your other servers, the Active Directory replication system will use this to update the restored data.

Incorrect Answers:
B: We do not need to start with the CD-ROM because we will not be using ASR.
D: We do not need an authoritative restore; Active Directory data will be updated during normal AD replication from other DCs.
E: We do not need to use ASR because the server is operational.

QUESTION 51
You are the network administrator for TestKing. The network consists of a single Active Directory domain named testking.com. A member server named TestKingA runs Windows Server 2003.

You need to use the Backup utility to back up all data on TestKingA three times per day. Files that are currently opened by applications must not be backed up.

What should you do?

A. Run a differential backup.
B. Disable volume shadow copies.
C. Select the **Exclude Files** option.
D. Select the **Compute selection information before backup and restore operations** option.

Answer: B
Explanation/Reference:
Explanation: With Shadow copies enabled, the Backup program will back up any open files. It does this by temporarily 'freezing' the application running the file while it backs it up. While the file is 'frozen', any writes to the file are stored in a buffer until the file is backed up and then unfrozen. We can prevent the open files being backed up by disabling Volume Shadow Copies.

Incorrect Answers:
A: A differential backup will backup open files if Shadow Copies are enabled.
C: We can't exclude the files because we won't know what files will be open when the backup is run.
D: This calculates information about the size of the backup etc. It does not prevent open files being backed up.

QUESTION 52
You are the network administrator for TestKing. The network consists of a single Active Directory domain named testking.com. All network servers run Windows Server 2003, and all client computers run Windows XP Professional.

You create a shared folder named TestKing Docs on a member server named TestKing3. TestKing Docs will store project documents.

You need to ensure that users can access previous version of the documents in TestKing Docs.

What should you do?

A. Modify the Offline Settings option for TestKing Docs to make all files available offline.
B. Configure shadow copies of the volume containing TestKing Docs.
C. Use Task Scheduler to create a job that uses the Copy command to copy all changed documents to another folder every day.
D. Use the Backup utility to schedule a backup of all changed documents every hour.

Answer: B
Explanation/Reference:
Shadow Copies of Shared Folders
Shadow Copies of Shared Folders provides point-in-time copies of files that are located on shared resources, such as a file server.
With Shadow Copies of Shared Folders, you can view shared files and folders as they existed at points of time in the past.
Accessing previous versions of your files, or shadow copies, is useful because you can:

Recover files that were accidentally deleted.
If you accidentally delete a file, you can open a previous version and copy it to a safe location.

Recover from accidentally overwriting a file.
If you accidentally overwrite a file, you can recover a previous version of the file.

Compare versions of file while working.
You can use previous versions when you want to check what has changed between two versions of a file.
You can access the server portion of Shadow Copies of Shared Folders through the Shadow Copies tab of the Local Disk Properties dialog box.

How To restore a previous version of a file
Locate the file that you want to restore (on the network), right-click the file, and click Properties.
The Properties dialog box will appear.
On the Previous Versions tab, click the version of the file that you want to restore and click Restore.
A warning message about restoring a previous version will appear.
Click Yes to complete the procedure.

Caution
By default Copies are scheduled to be taken at 7:00 A.M. and 12:00 noon, Monday through Friday.

Restoring a previous version will delete the current version.

If you choose to restore a previous version of a folder, the folder will be restored to its state at the date and time of the version you selected.
You will lose any changes that you have made to files in the folder since that time.
If you do not want to delete the current version of a file or folder, use Copy to copy the previous version to a different location.

QUESTION 53
You are the network administrator for TestKing. All network servers run Windows Server 2003.

A member server named TestKingSrv is configured to run shadow copies without a storage limit.
TestKingSrv has the disk configuration shown in the following table.

Volume	Disk	Capacity	Contents	Free space
MAIN	Disk0	5 GB	System files	45 percent
TESTKINGDATA1	Disk1	30 GB	User data, shadow copies	5 percent
TESTKINGDATA2	Disk2	5 GB	Databases	20 percent
TESTKINGDATA3	Disk3	30 GB	Backup.bkf	80 percent

You need to create additional free space on TESTKINGDATA1. You also need to improve the performance of TestKingSrv and ensure it has sufficient space for shadow copies in the future.

Which two actions should you perform? (Each correct answer presents part of the solution. Choose two)

A. Delete the shadow copies on TESTKINGDATA1.
B. Delete Backup.bkf on TESTKINGDATA3.
C. In the properties of TESTKINGDATA1, relocate the shadow copies to TESTKINGDATA2.
D. In the properties of TESTKINGDATA1, relocate the shadow copies to TESTKINGDATA3.
E. Delete TESTKINGDATA3 and extend the TESTKINGDATA1 partition to include the space on TESTKINGDATA3.

Answer: AD
Explanation/Reference:
Explanation: We can free up some space on Testkingdata1 by configuring the Volume Shadow Service to store the shadow copies on another volume. To do this, we must first delete the existing shadow copies on Testkingdata1 by disabling Shadow Copies and then relocate the shadow copies to Testkingdata3 when we reenable Shadow Copies on Testkingdata1.

Incorrect Answers:
B: Backup.bkf is used by the ASR process to restore a damaged system. We should not delete this file.
C: For performance reasons, we should relocate the shadow copies to Testkingdata3, not Testkingdata2.
E: Deleting Testkingdata3 will result in a loss of data; namely the Backup.bkf file.

QUESTION 54
You are the network administrator for TestKing. The network consists of a single Active Directory domain named testking.com. All network servers run Windows Server 2003, and all client computers run Windows XP Professional.

All client computer accounts for the sales department are located in an organizational unit (OU) named Sales.

A user named Tess, in the sales department, uses a client computer named TestKing1. Her computer is a member of the domain. However, Tess reports that she cannot log on to the domain.

You verify that a computer account for TestKing1 exists in the Sales OU. Then you log on to TestKing1 as a local Administrator and use Event Viewer to view the contents of the event log, as shown in the exhibit.

You need to ensure that Tess can log on to the domain.

What should you do?

Exhibit:

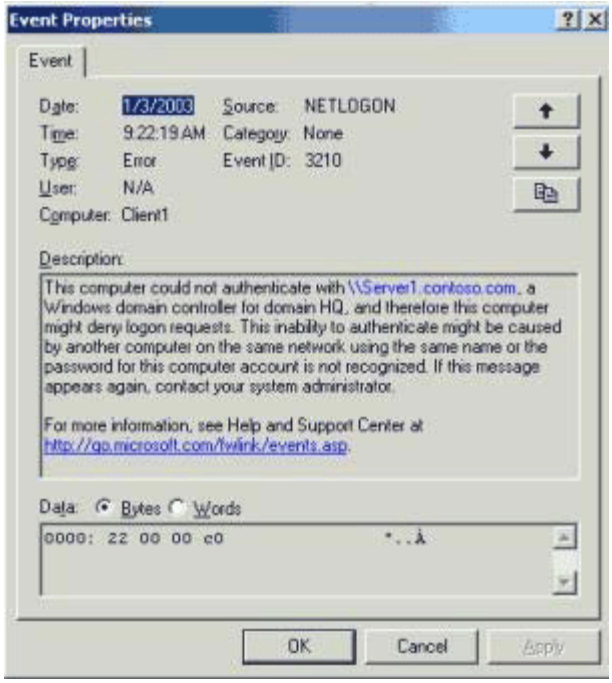

A. Move the TestKing1 account to the Computers OU.
B. Reset the password for Tess's user account.
C. Reset the TestKing1 account.
D. Configure the properties for the TestKing1 accounts so TestKing1 is managed by Tess's user account.

Answer: C
Explanation/Reference:
The secure channel's password is stored along with the computer account on all domain controllers. For Windows 2000 or Windows XP, the default computer account password change period is every 30 days. If, for some reason, the computer account's password and the LSA secret are not synchronized, the Netlogon service logs one or both of the following errors messages:

The session setup from the computer DOMAINMEMBER failed to authenticate.
The name of the account referenced in the security database is DOMAINMEMBER$.
The following error occurred: Access is denied.

NETLOGON Event ID 3210
Failed to authenticate with \\DOMAINDC, a Windows NT domain controller for domain DOMAIN.
The Netlogon service on the domain controller logs the following error message when the password is not synchronized:

NETLOGON Event 5722
The session setup from the computer %1 failed to authenticate.
The name of the account referenced in the security database is %2. The following error occurred: %n%3

This article describes four ways of resetting computer accounts in Windows 2000 or Windows XP.
Safe method that not need the machine will be rejoined to the domain methods are:
Using the Netdom.exe command-line tool
Using the Nltest.exe command-line tool

UnSafe method
Active Directory Users and Computers (DSA)
With Windows 2000 or Windows XP, you can also reset the machine account from within the graphical user

interface (GUI).
In the Active Directory Users and Computers MMC (DSA), you can right-click the computer object in the Computers or appropriate container and then click Reset Account.
This resets the machine account. Resetting the password for domain controllers using this method is not allowed.
Resetting a computer account breaks that computer's connection to the domain and requires it to rejoin the domain.

QUESTION 55
You are the network administrator for TestKing. The network consists of a single Active Directory domain named testking.com. All domain controllers run Windows Server 2003.

A user named King is responsible for managing groups in the domain. In Active Directory, you delegate the permissions to create, delete, and manage groups to him.

When King tries to log on to a domain controller, he receives the error message shown in the exhibit.

You need to ensure that King can immediately manage groups.

Which two actions should you perform? (Each correct answer presents part of the solution. Choose two)

Exhibit:

A. Modify the default security policy for each domain controller.
   Refresh the policy by using Secedit.exe.
B. Modify the default security policy for the domain.
   Refresh the policy by using Gpupdate.exe.
C. Modify the default security policy for the Domain Controllers organizational unit (OU).
   Refresh the policy by using Secedit.exe.
D. Modify the default security policy for the Domain Controllers organizational unit (OU).
   Refresh the policy by using Gpupdate.exe.
E. Install the Windows Server 2003 administrative tools on King's computer.
   Instruct him to run Dsa.msc from his computer.
F. Share Dsa.msc from a computer running Windows Server 2003.
   Instruct King to run Dsa.msc from his computer.

Answer: DE
Explanation/Reference:
Explanation: By default normal users can not log on a domain controller. Therefore, we need to give this right to King's account, if we want him to be able manage accounts from his computer. To apply the new policy to immediately, we need to refresh the policy. The secedit tool to refresh policies has changed from 2000 server to 2003 server; the new tool is gpupdate.

Incorrect Answers:
A: Using a group policy is a quicker way of applying a setting to all the domain controllers.
B: King needs to log on to the domain controllers only, so we should apply the policy to the domain controllers OU.
C: Secedit.exe is no longer used in Windows 2003. It has been replaced by gpupdate.exe.
F: You cannot share a single file. You can only share folders containing files.

QUESTION 56
You are the network administrator for Proseware, Inc. All network servers run Windows Server 2003, and all client computers run Windows XP Professional.

The network consists of two Active Directory forests: proseware.com and testking.com. External trust relationships exist between the two forests.

You create an additional user principal name (UPN) suffix for proseware.com. The new UPN suffix is mail. proseware.com.

David Campbell a user from proseware.com, reports that he cannot log on to proseware.com from testking. com. The configuration of David Campbell's user account is shown in the exhibit.

You need to ensure that David Campbell can log on to his domain from testking.com.

What are two possible ways to achieve this goal? (Each correct answer presents a complete solution. Choose two)

Exhibit:

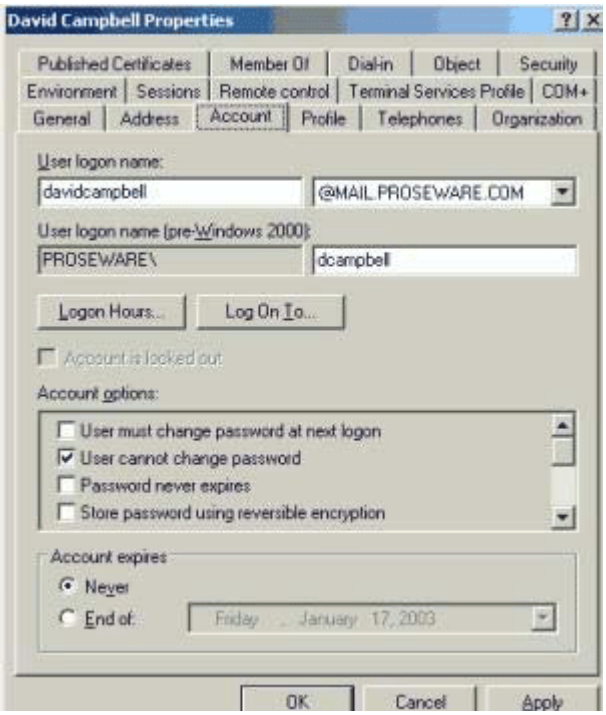

A. Change David Campbell's user logon name to match his pre-Windows 2000 user logon name.
B. Clear the **User cannot change password** option in the David Campbell Properties dialog box.
C. Instruct David Campbell to log on by using his pre-Windows 2000 user logon name.
D. Change David Campbell's UPN suffix to proseware.com.
E. Create a computer account for David Campbell's computer in testking.com.
F. Delete David Campbell's user account and recreate it in testking.com.

Answer: AC
Explanation/Reference:
Using the User Principal Name to Log On Across Forests
A user principal name (UPN) is a variation of a user account name that looks like an e-mail name but can be

used to log on to a domain. The syntax is <user name>@<string>. UPNs allow you to use the same logon name across different domains in the same forest or in different forests.

UPNs are of two types:
Implicit: Always of the form userID@DNSDomainName. For example, johns@corp.contoso.com is the UPN for the account of John Smith, whose user ID is johns and whose account is a member of the corp.contoso.com forest. The implicit UPN is always associated with the users account, regardless of whether an explicit UPN is defined.

Explicit: Always of the form string@Anystring, where both string and Anystring are explicitly defined by the administrator. For example, John Smith might have the UPN ITJS@coneast. Explicit UPNs are useful for situations in which the organization does not want to publicize the name of domains or the forest structure.

The user cannot log on because it is only possible to use an explicit UPN-Name to log on when there is a forest trust. As stated in the question there is an external trust, not a forest trust, and in this case you can only use an implicit UPN-Name to log on. Alternatively, you can use the pre- Windows 2000 user logon name to log on.

Reference:
http://www.microsoft.com/technet/treeview/default.asp?url=/technet/prodtechnol/windowsserver2003/plan/mtfstwp.asp

QUESTION 57
You are the network administrator for TestKing. The network consists of a single Active Directory domain named testking.com. All network servers run Windows Server 2003, and all are members of the domain. All client computers run Windows XP Professional.

Five Web servers host the content for the internal network. Each one runs IIS and has Remote Desktop connections enabled. Web developers are frequently required to update content on the Web servers.

You need to ensure that the Web developers can use Remote Desktop Connections to transfer Web documents from their client computers to the five Web servers.

What should you do?

A. Install the Terminal Server option on all five Web servers.
   Use Terminal Services Configuration Manager to modify the session directory setting.
B. Install the Terminal Server option on all five Web servers.
   Use Terminal Services Configuration Manager to create a new Microsoft RDP 5.2 connection.
C. On each Web developer's client computer, select the **Disk Drives** check box in the properties of Remote Desktop Connection.
D. On each Web developer's client computer, select the **Allow users to connect remotely to this computer** check box in the **System Properties** dialog box.

Answer: C
Explanation/Reference:
Client Resource Redirection
Remote Desktop Connection supports a wide variety of data redirection types.
For security reasons, each of these can be disabled by either the client or the server.

File System
Client drives, including network drives, are mounted inside the server session.
This lets users open or save files on their own computers' disk drives, in addition to opening and saving files on the server.

Activating Remote Desktop and Terminal Services
Unlike Windows 2000 Server which had a dual mode Terminal Services component, Windows Server 2003 separates the remote administration and Terminal Services functionality into separate configurable components.

Remote Desktop for Administration is enabled through the System control panel's Remote Tab as shown in Figure

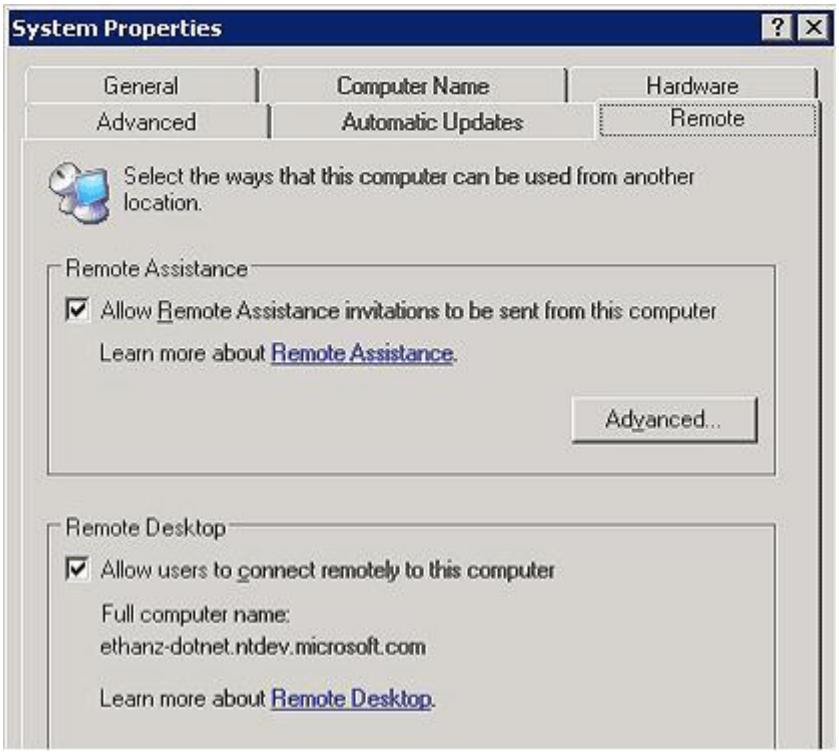

Terminal Services is enabled by adding the "Terminal Server" component using the Windows Components portion of the Add/Remove Programs wizard as shown in Figure below.

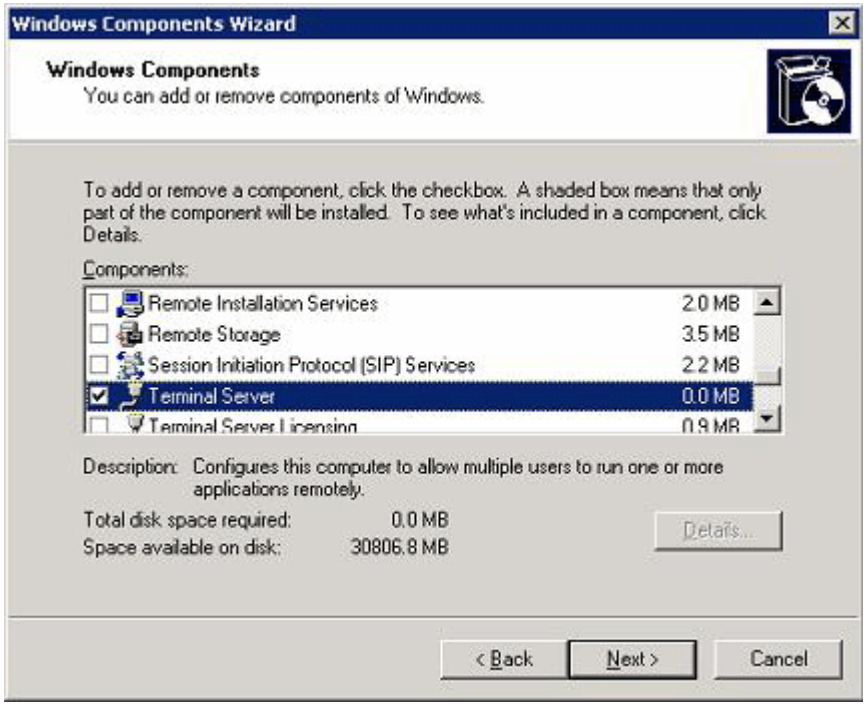

QUESTION 58
You are a domain administrator for TestKing. The network contains three Windows 2003 Server domain controllers and one Windows 2003 Server member server.

The member server contains three hard disks, which use software RAID-5. The member server also contains an ISA card that has 12 modems attached for Routing and Remote Access dial-up access. Usage of the member server's disk subsystem is occasionally as much as 80 percent. This level of usage results in slow response times for dial-in users.

You run System Monitor on the member server. The System Monitor results are shown in the following table.

Object	Counter	Average value
System	Processor Queue Length	1
Processor	%Processor Time	56
Processor	Interrupts/sec	320
PhysicalDisk	Disk Queue Length	1
PhysicalDisk	Disk Bytes/sec	1900 KB
PhysicalDisk	%Disk Time	74
Memory	Page Faults/sec	10
Memory	Page Reads/sec	9
Memory	Pages/sec	50

You want to maximize the performance of the member server. What should you do?

A. Increase the number of hard disks in the RAID-5 system.
B. Upgrade the RAM.
C. Upgrade the processor.
D. Upgrade the ISA card to PCI.

Answer: B
Explanation/Reference:

QUESTION 59
You are the network administrator for TestKing. You work at the company's main office. The company has 400 branch offices. Each branch office has from two to five Windows 2000 Professional computers. One computer in each branch office is configured with a shared dial-up connection.

One of the branch offices has only two Windows 2000 Professional computers, which are named TESTKING1 and TESTKING2. The users in this branch office report that the shared dial-up connection on TESTKING1 no longer functions.

You investigate and find out that TESTKING2 can connect to shared folders on TESTKING1. You also find out that TESTKING1 automatically connects to the network at the main office whenever the user on TESTKING1 attempts to access resources located on the main office network. However, TESTKING2 is unable to connect to resources on the main office network.

You need to ensure that both client computers can connect to resources on the main office network.
What should you do?

A. Start Internet Connection Sharing on TESTKING1.
B. Configure the shared dial-up connection on TESTKING1 so that automatic dialog is enabled.
C. Configure TESTKING2 to use DHCP to obtain IP addressing information.
D. Configure TESTKING2 to use TESTKING1 for DNS name resolution.

Answer: B
Explanation/Reference:

QUESTION 60
You are the administrator of an organizational unit (OU) named Finance. TestKing's network consists of two Windows 2003 Active Directory domains named TestKing.com and main.TestKing.com. The Finance OU is in the main.TestKing.com domain.

The network contains a Windows 2003 Server computer named ServerA, which runs the DNS Server service. ServerA contains Active Directory integrated zones for both TestKing.com and main.TestKing.com.

A Windows 2000 Professional computer named Client1 must be moved from the TestKing.com domain to the Finance OU in the main.tes tking.com domain. The domain administrator of TestKing.com moves Client1 from TestKing.com to a workgroup named Temp.

You join Client1 to the main.TestKing.com domain. You move Client1 into the Finance OU. You discover that you cannot resolve Client1 by using Client1's fully qualified domain name (FQDN) when you run the ping command. You can resolve other client computers in the main.TestKing.com domain by using a FQDN when you run the ping command.

You need to be able to resolve Client1 by using the FQDN. What should you do?

A. Run the ipconfig /registerdns command on Client1.
B. Run the ipconfig /flushdns command on Client1.
C. Ask the DNS administrator to configure the DNS server to require secure dynamic updates.

D. Ask the DNS administrator to configure main.TestKing.com on ServerA as a standard primary zone.

Answer: A
Explanation/Reference:

QUESTION 61
You are the administrator of a Windows 2003 print server named ServerA. ServerA is a member of a Windows 2003 Domain. You install a high-speed laser print device on the network. You create and share a printer on ServerA named FastLsr with the default settings.

You want all of the users in TestKing to be able to use to FastLsr. You want the users in the Payroll domain local group to have exclusive use of the print device between the hours of 10:00 A.M and 3:00 P.M and shared use of the print device during all other times.

What should you do?

A. Configure and share FastLsr to be available from 3:00 P.M to 10:00 A.M. For the print device, create a second printer that has default availability. For the second printer, assign the Everyone group the Deny-Print permission and assign the Payroll group the Allow-Print permission. Instruct users in the Payroll group to use the second printer.
B. Configure and share FastLsr to be available from 3:00 P.M to 10:00 A.M. For the print device, create a second printer that has default availability. For the second printer, remove permissions for the Everyone group and assign the Payroll group the Allow-Print permission. Instruct users in the Payroll group to use the second printer.
C. Create and share a second printer device and configure it to be available from 10:00 A.M to 3:00 P.M. For the second printer, assign the Everyone group the Deny-Print permission and assign the Payroll group the Allow-Print permission. Instruct users in the Payroll group to use the second printer.
D. Create and share a second printer for the print device and configure it to be available from 10:00 A.M to 3:00 P.M. For the second printer, remove permissions for the Everyone group and assign the Payroll group the Allow-Print permission. Instruct users in the Payroll group to use the second printer.

Answer: B
Explanation/Reference:

QUESTION 62
You are the administrator of some of TestKing's file servers. Peter is hired as an intern in the human resources department. Peter needs access to some HR files. He also needs to be able to read the file named Handbook.doc, but he must not be able to make changes to it.

Handbook.doc exists in a folder named HRResources. Peter needs to have Read and Modify permissions for the other files in the HRResources folder.

Peter is a member of the Domain Users group and the HR group. The permissions on the HRResources folder are shown in the following table.

Group	Permission	Type of permission
Domain Users	Read	Share
HR	Change	Share
Domain Users	Read	NTFS
HR	Modify	NTFS

You need to ensure that Peter can access the appropriate files and that he cannot make changes to Handbook.doc. What should you do?

A. Set the hidden and system attributes on Handbook.Doc.
B. Disable permissions inheritance on Handbook.doc.
C. Assign Peter the Allow-Read permission for Handbook.doc.
D. Assign Peter the Deny-Write NTFS permission for Handbook.doc.

Answer: D
Explanation/Reference:

QUESTION 63
You are the network administrator for Testking. The network consists of a single Active Directory domain named testking.com. A Windows Server 2003 computer named Server1 is currently the only domain controller for testking.com. Server1 is also the DNS server for the Active Directory-integrated zone named testking.com.

You configure a new Windows Server 2003 computer named Server2 to query Server1 for DNS name resolution. You run the Active Directory Installation Wizard on Server2 and restart Server2.

Forty-five minutes later, you inspect the service location (SRV) resource records, which are shown in the exhibit.

You need to ensure that the SRV records on Server1 are complete.

What should you do?

Exhibit:

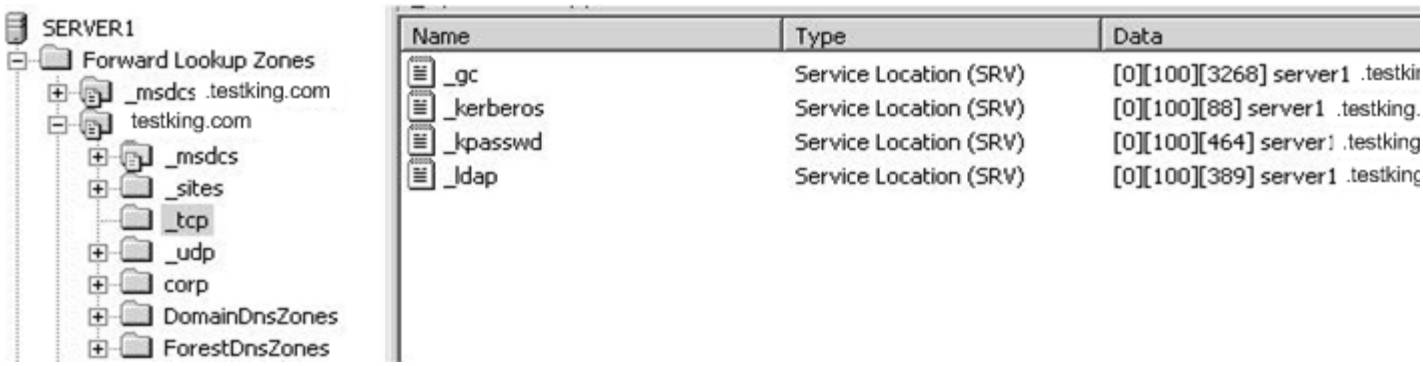

A. Restart the Net Logon service on Server1.
B. Restart the Net Logon service on Server2.
C. Run the **ipconfig /registerdns** command on Server1.
D. Run the **ipconfig /registerdns** command on Server2.

Answer:
Explanation/Reference:
Answer: Pending. Send your suggestion to feedback@testking.com. **.**

QUESTION 64
You are the Network Administrator for TestKing. The network consist of a single Windows Server 2003 DNS

zone named testking.com. The network topology is shown in the exhibit.

All network servers run Windows Server 2003. All IP Addresses are statically aasigned. The primary DNS zone for testking.com is hosted in a server at the company's main office in Cairo secondary zones for testking.com are hosted on servers in the branch offices.

Another administrator reports that network utilization is at 90% of company. You reconfigure the refresh interval and the minimum default. Time To Live (TTL) intervals for the testking.com zone, as shown in the following table.

Refresh interval	3 hours
Minimum default Time To Live(TTL)	1 day

You need to configure the start of authority (SOA) resource record properties for the testking.com zone. You also need to ensure that the server in the Cairo office will continue to attempt zone transfers if an initial attempt fails.

What should you do?

A. Configure the testking.com zone to expire after 1 hour
B. Configure the testking.com zone to expire after 4 hours.
C. Configure the testking.com zone to expire after 20 seconds.
D. Configure the retry interval to be 1 hour.
E. Configure the retry interval to be 4 hours.
F. Configure the retry interval to be 20 seconds.

Answer:
Explanation/Reference:
Answer:

QUESTION 65
You are the network administrator for TestKing. The netwwork consists of a single Active Directory domain named testking.com

The DNS server for the domain are configured as shown in the following table

Server Name	DNS Zone Type
Sever1	Primary
TestKing2	Secondary

The properties of the SOA (start of authority) resource record for the zone on TestKing1 are shown in the TestKing1 Exhibit

The properties of the SOA resource record for the zone on TestKing2 are shown in the TestKing2 exhibit

You need to ensure that TestKing2 exhibit can immediately and accurately answer DNS requests from client computers on the network.

What should do?

A. On TestKing1, create a new zone delegation for TestKing2.
B. On TestKing1, update the server data file.

C. On TestKing2, clear the DNS cache.
D. On TestKing2, transfer the zone from TestKing1.
E. On TestKing2, reload the zone.

Answer:
Explanation/Reference:
Answer:

QUESTION 66
You are the Network Administrator for TestKing. The Network consists of a single Active Directory domain named testking.com.

The domain contains 125 Windows 2000 Professional computers and two Windows Server 2003 Computers. The network has no direct connection to the internet.

A server named TestKingA is a domain controller and the primary DNS Server for the testking.com domain. The network use TestKingA as the authoritative root server for the testking.com domain. A server named TestKingB is a domain controller and DHCP server. Sever2 is also used as a web server, and it runs an intranet application.

Users report that when then try to connect to URLs outside of the testking.com domain, their Web Browsers are very slow to report that the URLs cannot be reached.

You need to ensure that DNS name resolution is as fast as possible.

What should you do?

A. Delete the cache.dns file from TestKingA.
B. Delete the netlogon.dns file from TestKingA.
C. In the Hosts file on TestKingA, add a reference to TestKingB.
D. In the Lm hosts file on TestKingA, add a reference to TestKingB.

Answer:
Explanation/Reference:
Answer:

QUESTION 67
You are the network administrator for TestKing. The network contains a Windows 2003 Server computer named TestKing5.

TestKing5 is a critical file server TestKing5 is configured with a DHCP client reservation. Users ca successfully download FTP documents from TestKing5.

The DHCP server fails. Users report that they cannot access resources on TestKing5.

You want to configure TestKing5 so that it is available even if it is unable to obtain or renew a lease from the DHCP server.

What are two possible ways to achieve this goal?

A. Configure 1 static IP Adress
B. On the alternate configuration tab of the TCP/IP properties, configure IP settings.
C. Configure the DHCP scope in the 169.254.0.1 to 169.254.255.254 range.

D. On the DHCP server, configure the DHCP 011 Resource Location Servers reservation option for TestKing5.

Answer:
Explanation/Reference:
Answer:

QUESTION 68
You are the network administrator for TestKing. The network consists of a single Active Directory domain testking.com. The domain contains Windows Server 2003 computers and Windows 2000 Professional computers.

A domain controller named TestKing1 functions as an application server and also provides DHCP services and file services. A Windows Server 2003 computer named TestKing2 provides DNS services.

You add a new server named TestKing3 to the network as a member server in the domain.

You want TestKing3 to provide DHCP services instead of TestKing1. The DHCP scope that is configures on TestKing1 is shown in the exhibit.

The Exhibit is a the DHCP screen on a server with this:

Adress Pool 192.168.0.10 ----- 192.168.0.254
Address for Distribution

You need to prevent IP address conflicts and minimize network changes.

What should you do?

A. Create a new DHCP scope on TestKing3 that has a starting address of 192.168.0.20 and an ending address of 192.168.0.254
Deactivate the DHCP service on TestKing1 and then authorize the DHCP service on TestKing3.
Activate the new DHCP scope on TestKing3
B. Create a new DHCP scope on TestKing3 that has a starting address of 192.168.0.10 and an ending address of 192.168.0.254
Deactivate the new DHCP scope on TestKing3
C. Back up the DHCP database on TestKing1 to a local drive.
Stop the DHCP service on TestKing1
Copy the backup file of the DHCP database to TestKing3
Restore the DHCP service on TestKing3 and then authorize DHCP services on TestKing3 activater the DHCP scope.
D. Stop the DHCP service on TestKing1.
Replace the DHCP database file on TestKing3 with DHCP database file from TestKing1.
Deactivate the DHCP service on TestKing1, and then authorize the DHCP service on TestKing3 and activate the DHCP scope.

Answer:
Explanation/Reference:
Answer:

QUESTION 69
You are the DNS administrator for TestKing. TestKing is an (ISP) that host web sites for many companies. TestKIng DNS server hosts multiple DNS zones for customers. Several TestKing administrators are allowed to add DNS zones.

You want to produce a weekly report that will list all the zones that are hosted on each DNS server.

What should you do?

A. Use the dnslint utility to query each DNS server.
B. Use the dnscmd utility to query each DNS server.
C. Use the nslookup utility to query each DNS server.
D. Use the adsiedit utility to query Active Directory for a list of DNS zones.

Answer:
Explanation/Reference:
Answer:

QUESTION 70
You are the network administrator TestKing. The network consists of two Active Directory Domains named testking.com and asia.testking.com.

The Domain controllers in each domain are also configure as DNS servers. All Domain controllers in the asia.testking.com domain host the asia.testking.com zone and are configured to forward unresolved queries to the DNS server in the testking.com domain. All domain controllers in the testking.com domain contain a copy of the testking.com zone and a delegation for asia.testking.com

The configuration of the DNS servers in each domain is in the following table.

Domain	Local DNS zones	Delegation for	Forward to
Testking.com	Testking.com	Asia.testking.com	None
Asia.testking.com	Asia.testking.com	None	Testking.com DNS Servers

You need to verify that names in the asia.testking.com namespace can be successfully resolved from the testking.com domain controllers.

What should you do on one of the domain controllers in the testking.com domain?

A. Open the DNS server properties in the DNS console on the **Monitoring** tab, perform a simple lookup test
B. Open the DNS server properties in the DNS console on the **Monitoring** tab, perform a recursive lookup test.
C. From the command prompt, run the following command:
Nslookup – querytype=soa asia.testking.com
D. From the command prompt, run the following command:
Nslookup – querytype=ns asia.testking.com

Answer:
Explanation/Reference:
Answer:

QUESTION 71
You are the Network Administrator for the Paris branch office of TestKing.

The Paris office has a Windows Server 2003 DNS primary zone named testking.com. All computers in the Paris office are configured to use Server10 as their preferred DNS server.

The Berlin office of Fourth Coffee has a UNIX DNS server named Server11. Server11 host a primary zone named engineering.testking.com. The refresh interval of the engineering.testking.com zone is set to 24 hours.

In the Berlin office, a firewall filters all incoming network traffic from other offices. A rule on this firewall prevents all computers from the Paris office network, except Server10, from performing DNS lookups against Server11.

There is a business requirement that no delay should occur between the times that a new record is created in the engineering.testking.com zone and the time that the record can be resolved from any computers in the Paris office. All computers in the Paris office must be able to resolve names in the engineering.testking.com namespace.

You need to configure DNS on Server10 to meet the requirements.

What should you do?

A. Set up a stub zone named engineering.testking.com.
B. Set up conditional forwarding to Server11 for the engineering.testking.com namespace.
C. In the testking.com zone, set up a delegation to the engineering.testking.com zone on Server1.
D. Set up a secondary zone named engineering.testking.com that has Server11 as master.

Answer:
Explanation/Reference:
Answer:

QUESTION 72
You are the Network Administrator for TestKing. The network consists of a single active directory domain named testking.com. The domain contains three Windows Server 2003 computers, which are describe in the following table:

Name	Role
TestKing1	Domain controller and primary DNS server
TestKing2	Accounting application server
TestKing3	Inventory application server

Two hundred Windows 2000 Professional computers use the accounting and inventory applications. The client computers connect to TestKing2 and TestKing3 by using TCP/IP and the names of the servers.

The relevant portion of the network is shown in the exhibit.

You need to consolidate servers. You move the inventory application to TestKing2 and then remove TestKing3 from the network.

You need to ensure that all client computers can connect to TestKing2 for both the accounting and inventory application and you do not want to modify the client computers. You need to minimize administrative time.

What should you do?

Exhibit:

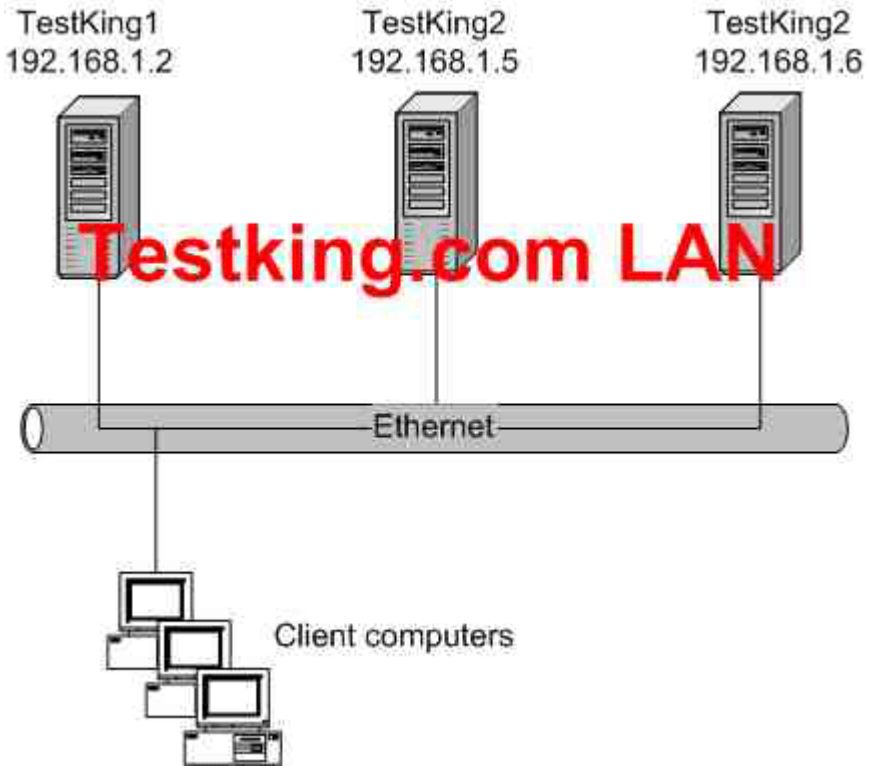

A. Configure the network adapter on TestKing2 to use IP addresses 192.168.1.5 and 192.168.1.6.
B. On TestKing1, add a CNAME DNS record that refers TestKing3 to TestKing2.
C. Add a line to the Hosts file on TestKing2 that identifies 192.168.1.5 as TestKing3.
D. On TestKing1, add an HINFO DNS record that refers to TestKing2.

Answer:
Explanation/Reference:
Answer:

QUESTION 73
You are the Network Administrator for TestKing. The network contains two Windows Server 2003 computers and 220 Windows XP Professional computers. You plan to add 75 Windows XP Professional to a new subnet on the network.

A server named TestKing1 hosts the DNS services for the network. You placed TestKing1 in the new subnet. A server named TestKing2 hosts the DHCP services for the network. The router is configured as a DHCP relay agent.

You placed a client computer named Client 1 in the new subnet. The relevant portion of the network is shown in the network exhibit.

You configure the DHCP server with two scopes. One scope leases IP addresses to client computers on the 192.168.0.0 subnet. The other scope leases IP addresses to the 192.168.5.0 subnet.

You test the new configuration with client1. Client1 can ping TestKing2 by its IP address, but not by the name TestKing2.testking.com. Client1 can ping TestKing1 by both, its name and its IP address. You run the ipconfig command to verify the IP configuration of client1. The results are shown in the IP configuration exhibit.

You need to configure client1 so that it can addresses all the hosts on the network by their names.

How should you configure the DHCP service for the 192.168.0.0 scope on TestKing2?

Exhibit:

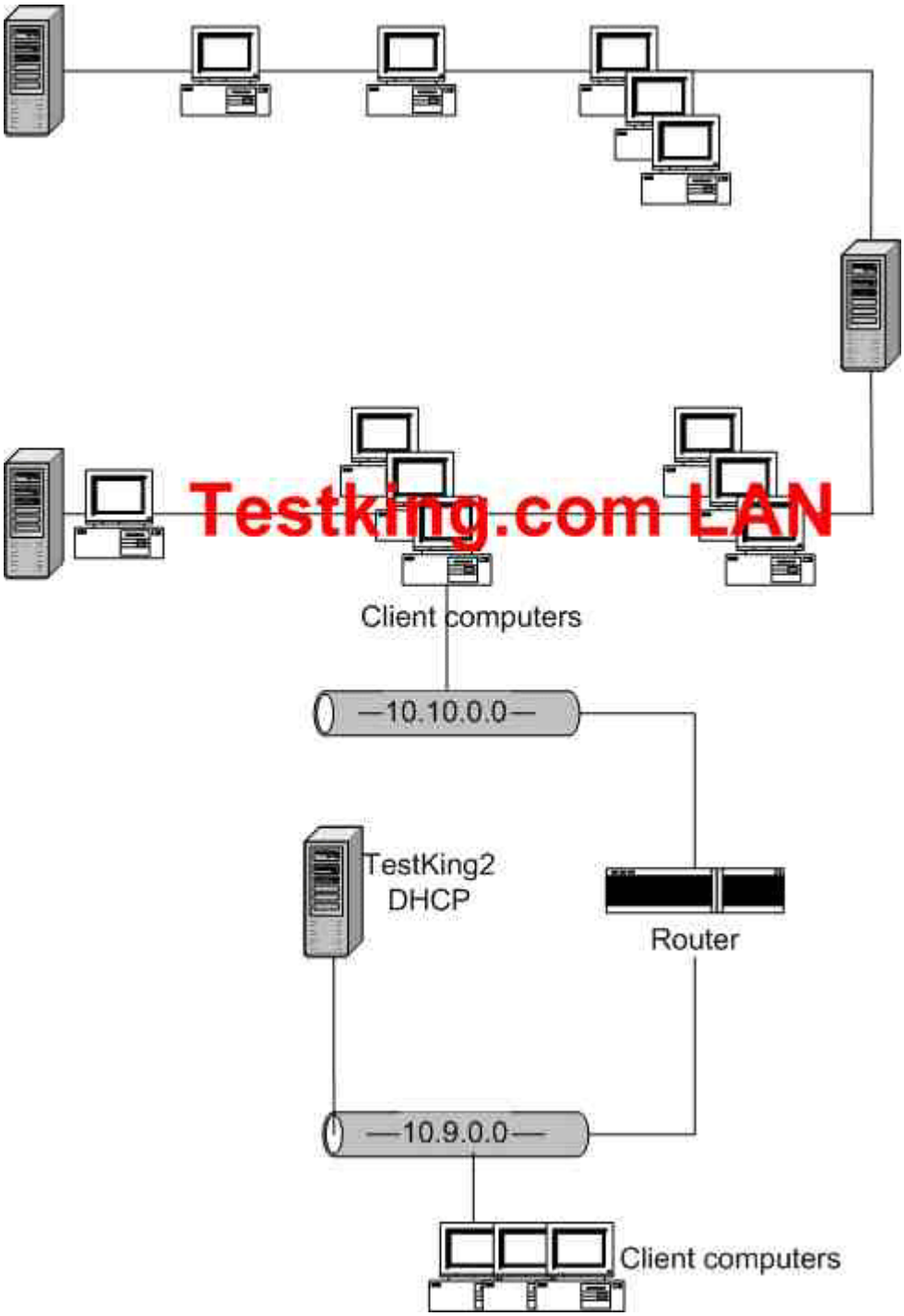

A. Set the default gateway as 192.168.0.100
B. Set the subnet mask to 255.255.0.0
C. Set the primary DNS suffix to testking.com
D. Set the IP Address of the DNS server to 192.168.0.100

Answer:
Explanation/Reference:
Answer:

QUESTION 74
You are the Network Administrator for TestKing. The network consists of a single active Directory Domain named testking.com. You manage the 10.10.0.0 subnet and the 10.9.0.0 subnet. The relevant portion of the network is shown in the exhibit.

The DHCP server for the domain is a member server named TestKingC. TestKingC successfully leases IP addresses to 600 desktop client computers and 200 portable computers. The portable computers connect to one subnet or the other during each day. Desktop client computers and portable computers run Windows XP Professional.

Several portable computer users on the 10.10.0.0 subnet report that they receive error messages indicating duplicate IP addresses. Users with these errors cannot be authenticated by the domain controllers. You examine the DHCP log file on TestKingC and notice several Nack messages.

What is the most likely cause of these errors?

Exhibit:

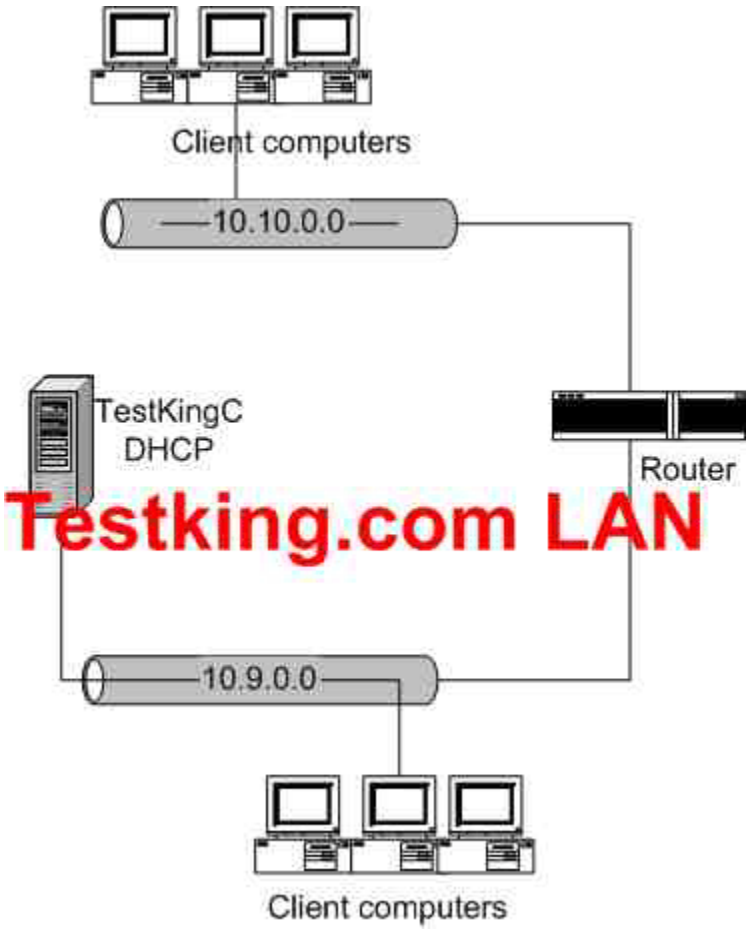

A. TestKingC is not authorized
B. The DHCP scope is not activated
C. The router is not a BOOTP router

D. A Windows NT Server 4.0 DHCP server is on the network
E. A Windows Server 2003 DHCP server with workgroup membership and an activated 10.10.0.0 scope is on the network

Answer:
Explanation/Reference:
Answer:

Note: Answers to the unanswered questions will be provided shortly. First customer, if any, faster than us in providing answers will receive credit for each answer provided.

Send answers to support@testking.com.